


Qualifying 1 Sector Analysis

— Invalidated Lap ■ Personal Best ■ Session Best P Crossing the pit lane


Lap	Time	Sector 1	Sector 2	Sector 3	T.Spd	Elapsed	Lap	Time	Sector 1	Sector 2	Sector 3	T.Spd	Elapsed
2 Stefan MÜCKE Opel Calibra 2,5 V6 4x4 ITC							2	1:57.899	28.562	52.408	36.929	242.2	4:37.116
1	3:12.424 P	1:24.739	1:02.859	44.826	165.4	3:12.424	3	1:53.966	25.802	51.496	36.668	254.7	6:31.082
2	3:31.042	2:05.696	50.560	34.786	248.3	6:43.466	4	1:52.503	25.455	51.075	35.973	259.6	8:23.585
3	1:49.279	23.606	50.439	35.234	253.5	8:32.745	5	1:53.273	25.176	51.552	36.545	255.9	10:16.858
4	1:47.520	24.026	49.591	33.903	253.5	10:20.265	6	1:52.278	25.051	50.873	36.354	255.3	12:09.136
5	1:45.936	22.911	49.522	33.503	253.5	12:06.201	7	2:06.418 P	25.593	50.806	50.019	263.4	14:15.554
6	1:45.342	23.165	48.272	33.905	254.7	13:51.543	8	3:46.765	2:16.757	52.791	37.217	241.6	18:02.319
7	1:44.104	22.912	48.054	33.138	256.5	15:35.647	9	1:51.807	25.197	50.260	36.350	266.0	19:54.126
8	1:56.786 P	23.249	48.935	44.602	253.5	17:32.433	10	2:10.878 P	26.106	51.182	35.590	252.3	22:05.004
3 Kris NISSEN BMW E30 M3 DTM							16 Rudolf SCHÖLLHORN Mercedes DTM C-Klasse 2008						
1	2:31.075	51.243	59.959	39.873	215.1	2:31.075	1	2:14.390	40.566	55.808	38.016	179.4	2:14.390
2	1:56.213	26.395	53.615	36.203	229.8	4:27.288	2	1:42.617	23.176	47.490	31.951	250.6	3:57.007
3	1:53.635	25.282	52.431	35.922	231.8	6:20.923	3	1:43.847	22.716	49.048	32.083	251.2	5:40.854
4	1:58.800	25.858	55.591	37.351	207.7	8:19.723	4	1:45.238	23.143	48.322	33.773	250.0	7:26.092
5	2:09.929 P	25.330	56.478	48.121	231.8	10:29.652	5	1:47.478	24.365	49.312	33.801	247.7	9:13.570
6	3:31.303	2:01.878	53.345	36.080	230.3	14:00.955	6	1:43.320	23.051	48.126	32.143	248.3	10:56.890
7	1:53.401	25.132	52.129	36.140	234.8	15:54.356	7	2:01.868 P	23.210	48.899	49.759	246.0	12:58.758
8	1:53.207	25.227	52.153	35.827	232.3	17:47.563	8	3:35.213	2:10.820	51.572	32.821	188.2	16:33.971
9	2:03.346	28.706	57.648	36.992	194.6	19:50.909	9	1:41.743	22.654	47.390	31.699	250.0	18:15.714
10	1:53.167	25.055	51.869	36.243	232.3	21:44.076	10	2:20.105 P	26.841	1:00.151	53.113	187.5	20:35.819
6 Olaf MANTHEY BMW 635CSI							19 Klaus HOFFMANN Opel Astra Coupe DTM V8						
1	2:35.589	53.036	1:03.666	38.887	162.2	2:35.589	1	2:23.665	47.771	57.240	38.654	207.3	2:23.665
2	1:59.873	26.595	55.929	37.349	219.1	4:35.462	2	1:52.103	25.472	51.013	35.618	264.7	4:15.768
3	1:58.188	26.545	55.017	36.626	223.1	6:33.650	3	1:49.056	24.477	49.861	34.718	267.3	6:04.824
4	1:59.399	26.013	56.550	36.836	220.4	8:33.049	4	1:50.273	24.584	50.722	34.967	268.7	7:55.097
5	2:10.569 P	27.874	55.738	46.957	220.4	10:43.618	5	2:06.388 P	24.054	51.682	50.652	263.4	10:01.485
7 Bruno SPENGLER BMW E36 STW							20 Marc HESSEL BMW E30 BTCC						
1	3:30.257	1:52.746	1:00.204	37.307	200.4	3:30.257	1	2:39.922	1:02.700	58.823	38.399	205.7	2:39.922
2	1:55.162	25.535	53.134	36.493	220.4	5:25.419	2	1:58.649	27.070	54.591	36.988	223.6	4:38.571
3	1:55.271	26.554	52.930	35.787	221.3	7:20.690	3	1:55.803	25.576	53.828	36.399	224.5	6:34.374
4	1:53.016	24.883	52.725	35.408	221.3	9:13.706	4	1:56.281	25.666	53.805	36.810	225.0	8:30.655
5	1:52.331	24.798	52.341	35.192	222.7	11:06.037	5	2:07.690 P	25.888	54.898	46.904	224.5	10:38.345
6	4:55.097	25.226	53.310	36.561	220.0	13:01.134	6	3:26.325	1:54.505	55.064	36.756	222.7	14:04.670
7	2:11.179 P	24.862	54.142	52.175	220.9	15:12.313	7	1:56.157	25.604	53.870	36.683	224.1	16:00.827
8	3:32.498	2:02.803	53.279	36.416	223.1	18:44.811	8	1:56.728	25.848	54.155	36.725	223.1	17:57.555
9	1:52.871	24.730	52.812	35.329	223.1	20:37.682	9	1:56.019	25.660	53.900	36.459	223.6	19:53.574
							10	2:15.073 P	25.552	54.355	55.166	225.5	22:08.647
10 Rene RUCH BMW M3 E30 DTM							22 Guido MOMM Ford Mustang 5,0 GT DTM						
1	2:32.553	50.877	1:01.866	39.810	190.1	2:32.553	1	2:55.050	1:01.526	1:07.131	46.393	164.9	2:55.050
2	1:59.143	26.776	54.337	38.030	235.3	4:31.696	23 Moritz HORN ALPINA M3 E30 Gr. A DTM						
3	1:57.983	26.334	53.797	37.852	233.8	6:29.679	1	2:20.708	39.989	1:02.095	38.624	185.6	2:20.708
4	1:57.986	26.389	54.170	37.427	237.4	8:27.665	2	1:57.782	26.727	54.250	36.805	227.4	4:18.490
5	1:57.323	25.835	54.172	37.316	236.3	10:24.988	3	1:55.287	25.923	52.950	36.414	228.8	6:13.777
6	1:55.915	25.725	53.032	37.158	236.3	12:20.903	4	1:54.331	25.470	52.637	36.224	228.8	8:08.108
7	1:59.723	27.436	54.345	37.942	234.8	14:20.626	5	2:15.926 P	27.474	58.438	50.014	212.6	10:24.034
8	2:36.315 P	26.900	1:05.175	1:04.240	189.1	16:56.941	6	4:00.525	2:26.906	56.214	37.405	214.3	14:24.559
							7	1:56.209	26.912	53.099	36.198	229.3	16:20.768
							8	1:54.647	25.660	52.789	36.198	229.3	18:15.415
							9	2:06.849 P	25.692	52.868	48.289	228.8	20:22.264



Qualifying 1 Sector Analysis


— Invalidated Lap ■ Personal Best ■ Session Best P Crossing the pit lane

Lap	Time	Sector 1	Sector 2	Sector 3	T.Spd	Elapsed	Lap	Time	Sector 1	Sector 2	Sector 3	T.Spd	Elapsed
32 Matthäus RASS BMW 325i													
1	3:23.979	1:20.217	1:20.641	43.121	114.0	3:23.979							
2	2:13.401	29.797	1:02.426	41.178	188.5	5:37.380							
3	2:11.112	29.490	1:01.042	40.580	189.5	7:48.492							
4	2:28.475P	29.219	1:03.333	55.923	186.2	10:16.967							
5	3:36.958	1:53.324	1:02.723	40.911	187.8	13:53.925							
6	2:09.642	28.622	1:00.811	40.209	188.5	16:03.567							
7	2:08.584	27.996	1:00.538	40.050	192.9	18:12.151							
8	2:08.475	28.523	1:00.108	39.844	191.8	20:20.626							
40 Markus REICH Audi A4 STW													
1	2:49.031	1:02.127	1:07.251	39.653	153.4	2:49.031							
2	1:59.726	26.801	55.031	37.894	221.8	4:48.757							
3	1:57.191	25.706	53.970	37.515	222.2	6:45.948							
4	4:56.245	25.571	54.044	36.600	222.2	8:42.163							
5	1:54.649	25.163	53.490	35.996	224.1	10:36.812							
6	2:19.784P	27.549	1:00.716	51.519	181.5	12:56.596							
7	3:49.101	2:15.108	56.754	37.239	203.4	16:45.697							
8	2:40.082P	25.237	1:08.935	1:05.910	222.7	19:25.779							
50 Thorsten HORN BMW E30 325i Gr. A													
1	3:02.425	1:09.129	1:09.530	43.766	153.0	3:02.425							
2	2:12.932	30.793	1:00.933	41.206	198.9	5:15.357							
3	2:10.738	29.353	1:00.214	41.171	200.7	7:26.095							
4	2:22.314P	29.802	1:03.222	49.290	194.6	9:48.409							
5	2:54.514	1:13.997	59.967	40.550	200.0	12:42.923							
6	2:08.441	29.139	58.865	40.437	202.6	14:51.364							
7	2:07.137	28.633	58.601	39.903	203.8	16:58.501							
8	2:08.049	28.521	59.158	40.370	202.6	19:06.550							
9	2:07.271	28.458	58.883	39.930	202.6	21:13.821							
75 Albrecht KAMENZIN BMW 325													
1	3:11.589	1:11.459	1:16.996	43.134	131.2	3:11.589							
2	2:11.136	29.356	1:00.284	41.496	200.0	5:22.725							
3	2:12.353	28.784	1:03.073	40.496	200.4	7:35.078							
4	2:12.426	28.835	1:03.026	40.565	200.0	9:47.504							
5	2:12.189	29.634	1:01.333	41.225	199.3	11:59.693							
6	2:23.835P	30.430	1:02.857	50.548	185.2	14:23.528							
7	3:01.655	1:19.445	1:00.932	41.278	201.5	17:25.183							
8	2:11.035	28.820	1:00.411	41.822	204.2	19:36.218							
9	2:11.507	28.565	1:00.849	42.093	201.5	21:47.725							
85 Gerhard FÜLLER Opel Vectra STW													
1	2:48.447	1:01.734	1:06.946	39.767	161.0	2:48.447							
2	1:56.858	26.345	54.103	36.410	228.3	4:45.305							
3	4:54.044	25.043	52.782	36.216	228.8	6:39.316							
4	1:54.574	25.149	53.437	35.988	228.8	8:33.890							
5	1:53.903	25.362	52.392	36.149	223.6	10:27.793							
6	4:53.192	24.652	52.747	35.793	224.5	12:20.985							
7	2:28.491P	28.854	1:02.598	57.039	160.2	14:49.476							
8	3:44.353	2:11.718	56.400	36.235	228.8	18:33.829							
9	1:53.795	25.258	52.497	36.040	226.4	20:27.624							
88 Peter ZIMMERMANN BMW 325i Gruppe A													
1	3:21.631	1:19.411	1:19.646	42.574	107.9	3:21.631							
2	2:11.914	30.550	1:00.059	41.305	204.9	5:33.545							
3	2:09.162	29.432	59.551	40.179	206.1	7:42.707							
4	2:21.370P	29.514	1:00.825	51.031	184.0	10:04.077							
5	5:15.779	3:31.308	1:03.338	41.133	186.5	15:19.856							
6	2:07.989	28.744	58.700	40.545	207.3	17:27.845							
7	2:07.432			40.122	209.7	19:35.277							
8	2:17.777			50.094	204.9	21:53.054							
99 Thomas WANDEL Audi 200 Quattro													
1	3:14.882	1:13.776	1:16.646	44.460	128.6	3:14.882							
2	2:10.005	30.135	59.580	40.290	186.5	5:24.887							
3	2:05.383	28.477	57.554	39.352	199.3	7:30.270							
4	2:01.055	27.222	55.605	38.228	203.0	9:31.325							
5	1:58.339	26.064	53.354	38.921	216.0	11:29.664							
6	1:56.602	26.193	52.948	37.461	230.3	13:26.266							
7	1:57.235	26.026	53.095	38.114	235.8	15:23.501							
8	1:58.567	26.125	54.501	37.941	242.7	17:22.068							
9	2:08.194P	26.400	54.072	47.722	222.2	19:30.262							
100 Christian SCHNEIDER BMW 325i E30													
1	3:19.706	1:23.212	1:15.401	41.093	128.9	3:19.706							
2	2:08.782	29.626	58.706	40.450	200.7	5:28.488							
3	2:06.689	28.422	58.233	40.034	204.9	7:35.177							
4	2:06.789	28.890	58.383	39.516	203.8	9:41.966							
5	2:04.063	27.737	57.337	38.989	208.1	11:46.029							
6	2:13.499P	27.466	57.386	48.647	206.1	13:59.528							
7	3:29.305	1:51.771	58.249	39.285	205.7	17:28.833							
8	2:04.909	27.423	58.155	39.331	209.7	19:33.742							
9	2:03.775	27.330	57.475	38.970	203.4	21:37.517							
111 Nico WITTMANN BMW M3 E30 DTM													
1	3:45.295	2:00.930	1:03.695	40.670	178.5	3:45.295							
2	2:01.125	26.784	56.958	37.383	221.3	5:46.420							
3	1:58.730	26.076	55.430	37.224	223.6	7:45.150							
4	1:59.018	26.106	55.315	37.597	223.1	9:44.168							
5	1:56.889	25.787	54.627	36.475	223.1	11:41.057							
6	1:55.820	25.388	53.890	36.542	222.7	13:36.877							
7	1:56.187	25.575	53.489	37.123	225.0	15:33.064							
8	1:56.323	25.403	54.445	36.475	221.8	17:29.387							
9	2:09.707P	27.319	55.743	46.645	224.5	19:39.094							
321 Michael SCHNEIDER Ford Sierra RS500													
1	3:29.993	1:26.781	1:19.170	44.042	118.6	3:29.993							
2	2:19.534	31.427	1:08.488	39.619	152.3	5:49.527							
3	2:28.255P	26.267	1:08.431	53.557	224.1	8:17.782							
4	4:37.311	2:52.663	1:05.651	38.997	159.3	12:55.093							
5	2:06.055	28.383	59.086	38.586	202.6	15:01.148							
6	2:04.459	27.513	58.625	38.321	197.8	17:05.607							
7	2:06.933	27.727	59.382	39.824	204.9	19:12.540							
8	2:17.807P	27.669	1:02.651	47.487	172.2	21:30.347							



Qualifying 1 Sector Analysis

— Invalidated Lap ■ Personal Best ■ Session Best P Crossing the pit lane

Lap	Time	Sector 1	Sector 2	Sector 3	T.Sp	Elapsed	Lap	Time	Sector 1	Sector 2	Sector 3	T.Sp	Elapsed
444  Anton WERNER Audi 200													
1	3:36.285	1:59.428	57.817	39.040	199.6	3:36.285							
2	1:52.382	25.360	50.350	36.672	255.9	5:28.667							
3	1:57.344	25.643	54.402	37.299	215.1	7:26.011							
4	1:53.808	26.104	51.093	36.611	243.2	9:19.819							
5	1:52.696	25.229	51.024	36.443	248.3	11:12.515							
6	1:52.560	25.094	50.561	36.905	253.5	13:05.075							
7	2:15.731 P	26.623	55.805	53.303	223.6	15:20.806							