


Race 2 Sector Analysis

— Invalidated Lap ■ Personal Best ■ Session Best P Crossing the pit lane


Lap	Time	Sector 1	Sector 2	Sector 3	T.Spd	Elapsed	Lap	Time	Sector 1	Sector 2	Sector 3	T.Spd	Elapsed
5 Steriyán FOLEV							FK Performance Motorsport						
1	2:28.973 P	33.167	1:06.314	49.492	235.8	2:28.973	16	1:50.477	24.318	50.874	35.288	241.6	32:34.424
							17	1:50.699	24.302	51.066	35.331	242.2	34:25.123
							18	1:50.479	24.301	51.029	35.149	242.7	36:15.602
11 Moritz LÖHNER							BWT Mücke Motorsport						
1	2:09.077	29.989	57.681	41.407	238.9	2:09.077	19 Rodrigo Dias ALMEIDA	BWT Mücke Motorsport					
2	2:29.286	31.625	1:10.905	46.756	159.3	4:38.363	1	2:14.285	32.078	1:01.228	40.979	240.0	2:14.285
3	2:46.287	31.429	1:12.715	1:02.143	170.3	7:24.650	2	2:29.825	33.212	1:09.831	46.782	145.0	4:44.110
4	2:02.930	27.309	57.820	37.801	208.1	9:27.580	3	2:40.978	32.198	1:11.874	56.906	116.4	7:25.088
5	2:21.900	31.003	1:05.063	45.834	182.7	11:49.480	4	2:05.658	27.866	1:00.693	37.099	189.1	9:30.746
6	2:18.814	30.003	1:04.400	44.411	201.5	14:08.294	5	2:21.947	32.158	1:03.215	46.574	173.1	11:52.693
7	1:52.190	24.519	51.545	36.126	242.7	16:00.484	6	2:18.836	30.444	1:04.067	44.325	167.2	14:11.529
8	1:49.761	24.255	50.699	34.807	241.1	17:50.245	7	1:50.896	24.145	51.478	35.273	240.0	16:02.425
9	1:49.703	24.060	50.732	34.911	241.1	19:39.948	8	1:50.610	24.416	50.979	35.215	240.5	17:53.035
10	1:50.577	24.365	50.934	35.278	240.5	21:30.525	9	1:51.447	24.835	51.503	35.109	240.0	19:44.482
11	1:50.633	24.080	50.596	35.957	241.1	23:21.158	10	1:50.027	24.171	50.848	35.008	239.5	21:34.509
12	1:50.040	24.243	50.782	35.015	240.5	25:11.198	11	1:50.176	24.089	50.857	35.230	239.5	23:24.685
13	1:54.036	24.163	53.042	36.831	223.1	27:05.234	12	1:50.101	24.186	50.648	35.267	242.2	25:14.786
14	2:19.498 P	25.553	1:01.659	52.286	216.4	29:24.732	13	1:51.144	24.289	51.634	35.221	242.7	27:05.930
12 Marc DE FULGENCIO							FK Performance Motorsport						
1	2:13.205	31.728	59.951	41.526	241.1	2:13.205	14	1:50.802	24.321	51.146	35.335	240.5	28:56.732
2	2:29.742	33.033	1:09.539	47.170	141.9	4:42.947	15	1:51.109	24.578	51.140	35.391	240.0	30:47.841
3	2:41.718	32.311	1:11.874	57.533	114.6	7:24.665	16	1:51.038	24.555	51.075	35.408	241.1	32:38.879
4	2:03.979	27.595	58.636	37.748	193.9	9:28.644	17	1:50.823	24.350	51.185	35.288	240.5	34:29.702
5	2:21.752	31.136	1:04.601	46.015	201.1	11:50.396	18	1:50.705	24.409	51.035	35.261	240.5	36:20.407
6	2:18.316	29.832	1:04.818	43.666	182.4	14:08.712	21 Alexandre PAPANOPULOS	Selleslagh Racing Team (SRT)					
7	1:52.033	24.403	51.395	36.235	243.2	16:00.745	1	2:13.875	31.882	1:00.312	41.681	231.8	2:13.875
8	1:50.360	24.168	51.011	35.181	237.9	17:51.105	2	2:29.895	32.827	1:09.830	47.238	140.8	4:43.770
9	1:49.804	24.020	50.725	35.059	240.0	19:40.909	3	2:41.479	31.998	1:11.950	57.531	117.9	7:25.249
10	1:49.926	24.165	50.802	34.959	241.1	21:30.835	4	2:08.888	29.272	1:01.371	38.245	167.7	9:34.137
11	1:49.794	24.137	50.674	34.983	242.2	23:20.629	5	2:20.839	31.790	1:02.560	46.489	169.5	11:54.976
12	1:49.795	24.008	50.698	35.089	237.9	25:10.424	6	2:19.240	31.007	1:03.184	45.049	160.0	14:14.216
13	1:50.148	24.044	50.934	35.170	237.4	27:00.572	7	1:51.370	24.509	51.333	35.528	236.8	16:05.586
14	1:49.923	24.171	50.717	35.035	237.4	28:50.495	8	1:50.832	24.364	51.039	35.429	235.8	17:56.418
15	1:50.304	24.443	50.942	35.219	235.8	30:40.799	9	1:50.878	24.409	51.235	35.234	234.8	19:47.296
16	1:50.356	24.300	50.845	35.211	236.8	32:31.155	10	1:50.740	24.224	51.026	35.490	231.3	21:38.036
17	1:50.611	24.273	51.068	35.270	236.3	34:21.766	11	1:51.198	24.447	51.071	35.680	234.8	23:29.234
18	1:50.973	24.290	51.237	35.446	236.3	36:12.739	12	1:51.053	24.476	51.119	35.458	234.3	25:20.287
13 Louis HENKEFEND							Project 1						
1	2:15.246	31.427	1:03.673	40.146	230.8	2:15.246	13	1:51.378	24.461	51.286	35.631	234.8	27:11.665
2	2:29.756	33.575	1:09.580	46.601	124.0	4:45.002	14	1:51.483	24.478	51.581	35.424	233.8	29:03.148
3	2:40.145	32.828	1:11.745	55.572	122.7	7:25.147	15	1:51.170	24.559	51.350	35.261	233.3	30:54.318
4	2:07.333	28.258	1:01.437	37.638	177.3	9:32.480	16	1:51.053	24.470	51.123	35.460	231.3	32:45.371
5	2:21.532	31.881	1:02.915	46.736	170.6	11:54.012	17	1:51.178	24.585	51.115	35.478	234.8	34:36.549
6	2:18.390	30.652	1:03.463	44.275	154.3	14:12.402	18	1:50.849	24.407	51.156	35.286	231.8	36:27.398
7	1:50.635	24.507	50.873	35.255	241.6	16:03.037	22 Vincent ANDRONACO	Allied Racing					
8	1:50.356	24.272	50.939	35.145	247.1	17:53.393	1	2:08.458	29.708	57.404	41.346	239.5	2:08.458
9	1:50.614	24.938	50.739	34.937	245.5	19:44.007	2	2:29.228	31.695	1:10.685	46.848	169.8	4:37.686
10	1:49.720	24.077	50.506	35.137	243.2	21:33.727	3	2:46.717	31.541	1:12.755	1:02.421	157.2	7:24.403
11	1:49.932	24.154	50.650	35.128	243.8	23:23.659	4	2:02.460	26.805	58.068	37.587	210.1	9:26.863
12	1:49.825	24.098	50.642	35.085	244.3	25:13.484	5	2:21.923	31.223	1:05.108	45.592	164.6	11:48.786
13	1:50.293	24.269	50.702	35.322	243.2	27:03.777	6	2:18.791	29.501	1:05.026	44.264	196.0	14:07.577
14	1:49.936	24.163	50.694	35.079	244.3	28:53.713	7	1:51.398	24.354	51.190	35.854	236.8	15:58.975
15	1:50.234	24.186	50.786	35.262	242.7	30:43.947	8	1:50.312	24.083	51.023	35.206	236.8	17:49.287
							9	1:50.312	24.255	50.782	35.275	237.4	19:39.599
							10	1:57.078 P	24.321	50.893	41.864	236.8	21:36.677



Race 2 Sector Analysis

— Invalidated Lap ■ Personal Best ■ Session Best P Crossing the pit lane


Lap	Time	Sector 1	Sector 2	Sector 3	T.Sp	Elapsed	Lap	Time	Sector 1	Sector 2	Sector 3	T.Sp	Elapsed
23 Jordan WALLACE							FK Performance Motorsport						
1	2:18.486	33.411	1:04.691	40.384	226.4	2:18.486	5	2:21.061	31.902	1:02.632	46.527	163.4	11:55.652
2	2:28.079	33.337	1:09.030	45.712	121.3	4:46.565	6	2:19.152	31.020	1:02.991	45.141	164.9	14:14.804
3	2:39.178	33.617	1:11.468	54.093	130.1	7:25.743	7	1:51.807	24.753	51.388	35.666	235.8	16:06.611
4	2:07.596	28.239	1:01.376	37.981	173.6	9:33.339	8	1:51.324	24.522	51.153	35.649	236.3	17:57.935
5	2:21.242	31.768	1:02.628	46.846	181.2	11:54.581	9	1:51.429	24.399	51.311	35.719	235.3	19:49.364
6	2:19.110	30.857	1:03.199	45.054	147.9	14:13.691	10	1:51.735	24.323	51.623	35.789	235.3	21:41.099
7	1:50.706	24.184	50.918	35.607	241.6	16:04.397	11	1:51.606	24.440	51.302	35.864	235.3	23:32.705
8	1:50.581	24.000	51.168	35.413	243.8	17:54.978	12	1:51.616	24.385	51.398	35.833	235.8	25:24.321
9	1:50.702	24.143	51.195	35.364	246.0	19:45.680	13	1:52.679	24.763	51.998	35.918	234.3	27:17.000
10	1:50.576	23.966	51.199	35.411	246.0	21:36.256	14	1:52.416	24.835	51.426	36.155	233.8	29:09.416
11	1:50.534	24.119	50.805	35.610	244.3	23:26.790	15	1:52.284	24.818	51.608	35.858	232.3	31:01.700
12	1:50.834	24.175	50.958	35.701	244.3	25:17.624	16	1:52.080	24.633	51.495	35.952	232.8	32:53.780
13	1:51.212	24.559	51.012	35.641	242.7	27:08.836	17	1:52.681	24.868	51.827	35.986	233.3	34:46.461
14	1:50.869	24.467	50.995	35.407	243.2	28:59.705	18	1:51.681	24.642	51.354	35.685	233.8	36:38.142
15	1:51.838	24.486	51.465	35.887	238.9	30:51.543							
16	1:51.498	24.410	51.487	35.601	240.5	32:43.041							
17	1:52.321	24.966	51.833	35.522	238.9	34:35.362							
18	1:51.458	24.280	51.374	35.804	240.0	36:26.820							
25 Daniel GREGOR							KÜS Team Bernhard						
1	2:11.840				230.8	2:11.840							
				41.483									
26 Ricky CAPO							KÜS Team Bernhard						
1	2:11.265	31.063	58.898	41.304	235.3	2:11.265							
2	2:29.994	32.074	1:11.111	46.809	169.0	4:41.259							
3	2:43.872	31.913	1:12.067	59.892	124.4	7:25.131							
31 Thiago VIVACQUA							Heide - Motorsport						
1	2:06.081	28.373	56.094	41.614	232.8	2:06.081							
2	2:28.941	31.810	1:10.297	46.834	179.1	4:35.022							
3	2:48.883	32.060	1:12.067	1:04.756	184.3	7:23.905							
4	2:01.412	25.874	57.631	37.907	227.8	9:25.317							
5	2:21.863	31.636	1:04.778	45.449	162.2	11:47.180							
6	2:20.570	29.943	1:04.887	45.740	180.0	14:07.750							
7	2:00.903	24.733	51.604	44.566	243.8	16:08.653							
8	1:50.526	24.073	50.767	35.686	243.2	17:59.179							
9	1:50.567	24.267	50.686	35.614	242.2	19:49.746							
10	1:50.645	24.274	50.619	35.752	241.1	21:40.391							
11	1:51.019	24.430	50.917	35.672	240.5	23:31.410							
12	1:50.591	24.408	50.557	35.626	242.2	25:22.001							
13	1:50.954	24.535	50.691	35.728	241.1	27:12.955							
14	1:51.204	24.542	50.881	35.781	241.6	29:04.159							
15	1:50.965	24.427	50.865	35.673	241.6	30:55.124							
16	1:51.119	24.344	50.874	35.901	242.2	32:46.243							
17	1:51.275	24.474	51.019	35.782	242.7	34:37.518							
18	1:51.171	24.464	50.912	35.795	242.2	36:28.689							
33 Egor LITVINENKO							Allied Racing						
1	2:14.817	32.457	1:01.782	40.578	234.8	2:14.817							
2	2:29.648	33.459	1:09.543	46.646	138.1	4:44.465							
3	2:40.926	32.765	1:11.515	56.646	126.3	7:25.391							
4	2:09.200	29.674	1:01.472	38.054	172.0	9:34.591							
47 Colin CARESANI							Project 1						
1	2:06.495	29.032	56.004	41.459	238.9	2:06.495							
2	2:28.958	31.928	1:10.211	46.819	168.2	4:35.453							
3	2:48.592	32.339	1:11.812	1:04.441	174.2	7:24.045							
4	2:00.305	25.880	56.935	37.490	232.8	9:24.350							
5	2:21.931	32.116	1:04.766	45.049	167.7	11:46.281							
6	2:19.818	30.432	1:04.609	44.777	181.8	14:06.099							
7	1:50.207	24.083	50.986	35.138	240.5	15:56.306							
8	1:49.813	24.026	50.520	35.267	241.1	17:46.119							
9	1:49.854	24.072	50.696	35.083	240.5	19:35.970							
10	1:49.716	24.044	50.582	35.093	240.5	21:25.686							
11	1:49.719	24.062	50.635	35.022	240.5	23:15.405							
12	1:49.884	24.195	50.586	35.103	240.0	25:05.289							
13	1:49.983	24.133	50.663	35.187	240.5	26:55.272							
14	1:50.220	24.249	50.822	35.149	239.5	28:45.492							
15	1:50.438	24.436	50.733	35.269	237.9	30:35.930							
16	1:50.353	24.203	50.840	35.310	238.4	32:26.283							
17	1:50.288	24.362	50.765	35.161	238.9	34:16.571							
18	1:50.639	24.331	50.931	35.377	237.9	36:07.210							
48 Sophie HOFMANN							Heide - Motorsport						
1	2:17.739	32.834	1:04.529	40.376	240.5	2:17.739							



Race 2 Sector Analysis

— Invalidated Lap ■ Personal Best ■ Session Best P Crossing the pit lane

Lap	Time	Sector 1	Sector 2	Sector 3	T.Sp	Elapsed	Lap	Time	Sector 1	Sector 2	Sector 3	T.Sp	Elapsed	
							83		Lucas MAURON					
							CV Performance							
1	2:12.591	31.089	59.689	41.813	234.8	2:12.591	1	2:12.591	31.089	59.689	41.813	234.8	2:12.591	
2	2:29.795	32.460	1:10.082	47.253	150.0	4:42.386	2	2:29.795	32.460	1:10.082	47.253	150.0	4:42.386	
3	2:42.589	31.797	1:11.960	58.832	119.3	7:24.975	3	2:42.589	31.797	1:11.960	58.832	119.3	7:24.975	
4	2:05.105	27.474	59.463	38.168	193.9	9:30.080	4	2:05.105	27.474	59.463	38.168	193.9	9:30.080	
5	2:21.484	30.298	1:04.862	46.324	200.7	11:51.564	5	2:21.484	30.298	1:04.862	46.324	200.7	11:51.564	
6	2:17.962	29.890	1:04.807	43.265	192.5	14:09.526	6	2:17.962	29.890	1:04.807	43.265	192.5	14:09.526	
7	1:51.499	24.353	51.131	36.015	237.9	16:01.025	7	1:51.499	24.353	51.131	36.015	237.9	16:01.025	
8	1:54.743	24.363	51.690	35.750	238.4	17:52.768	8	1:54.743	24.363	51.690	35.750	238.4	17:52.768	
9	1:50.383	24.435	50.759	35.189	238.9	19:43.151	9	1:50.383	24.435	50.759	35.189	238.9	19:43.151	
10	1:50.139	24.165	50.794	35.180	240.5	21:33.290	10	1:50.139	24.165	50.794	35.180	240.5	21:33.290	
11	1:50.708	24.339	51.221	35.148	236.8	23:23.998	11	1:50.708	24.339	51.221	35.148	236.8	23:23.998	
12	1:50.143	24.211	50.792	35.140	238.9	25:14.141	12	1:50.143	24.211	50.792	35.140	238.9	25:14.141	
13	1:51.045	24.434	51.178	35.433	238.4	27:05.186	13	1:51.045	24.434	51.178	35.433	238.4	27:05.186	
14	1:51.229	24.410	51.568	35.251	236.8	28:56.415	14	1:51.229	24.410	51.568	35.251	236.8	28:56.415	
15	1:51.142	24.639	51.159	35.344	236.3	30:47.557	15	1:51.142	24.639	51.159	35.344	236.3	30:47.557	
16	1:50.826	24.448	51.060	35.318	236.3	32:38.383	16	1:50.826	24.448	51.060	35.318	236.3	32:38.383	
17	1:50.901	24.350	51.157	35.394	236.3	34:29.284	17	1:50.901	24.350	51.157	35.394	236.3	34:29.284	
							63		Jacob RIEGEL					
							Speed Monkeys							
1	2:07.638	29.556	56.828	41.254	237.9	2:07.638	1	2:07.638	29.556	56.828	41.254	237.9	2:07.638	
2	2:29.440	31.863	1:10.224	47.353	175.6	4:37.078	2	2:29.440	31.863	1:10.224	47.353	175.6	4:37.078	
3	2:47.319	31.565	1:12.023	1:03.731	167.7	7:24.397	3	2:47.319	31.565	1:12.023	1:03.731	167.7	7:24.397	
4	2:01.947	25.776	57.934	38.237	209.7	9:26.344	4	2:01.947	25.776	57.934	38.237	209.7	9:26.344	
5	2:21.668	31.181	1:04.846	45.641	152.1	11:48.012	5	2:21.668	31.181	1:04.846	45.641	152.1	11:48.012	
6	2:19.283	29.801	1:04.774	44.708	192.9	14:07.295	6	2:19.283	29.801	1:04.774	44.708	192.9	14:07.295	
7	1:52.926	24.806	52.090	36.030	236.3	16:00.221	7	1:52.926	24.806	52.090	36.030	236.3	16:00.221	
8	1:51.713	24.473	52.041	35.199	233.3	17:51.934	8	1:51.713	24.473	52.041	35.199	233.3	17:51.934	
9	1:54.828 P	24.356	50.815	39.657	237.4	19:46.762	9	1:54.828 P	24.356	50.815	39.657	237.4	19:46.762	
10	2:02.810	36.806	50.849	35.155	235.8	21:49.572	10	2:02.810	36.806	50.849	35.155	235.8	21:49.572	
11	1:50.469	24.320	50.985	35.164	235.3	23:40.041	11	1:50.469	24.320	50.985	35.164	235.3	23:40.041	
12	1:50.374	24.232	50.926	35.216	238.4	25:30.415	12	1:50.374	24.232	50.926	35.216	238.4	25:30.415	
13	1:50.424	24.340	50.933	35.181	237.4	27:20.839	13	1:50.424	24.340	50.933	35.181	237.4	27:20.839	
14	1:51.117	24.357	51.153	35.607	241.1	29:11.956	14	1:51.117	24.357	51.153	35.607	241.1	29:11.956	
15	1:52.590	24.687	52.180	35.723	236.8	31:04.546	15	1:52.590	24.687	52.180	35.723	236.8	31:04.546	
16	1:51.002	24.442	51.148	35.412	238.4	32:55.548	16	1:51.002	24.442	51.148	35.412	238.4	32:55.548	
17	1:52.548	24.809	51.996	35.743	238.4	34:48.096	17	1:52.548	24.809	51.996	35.743	238.4	34:48.096	
18	1:51.037	24.431	51.263	35.343	236.3	36:39.133	18	1:51.037	24.431	51.263	35.343	236.3	36:39.133	
							77		J.P. SOUTHERN					
							Selleslagh Racing Team (SRT)							
1	2:16.438	33.021	1:03.406	40.011	232.8	2:16.438	1	2:16.438	33.021	1:03.406	40.011	232.8	2:16.438	
2	2:29.083	33.935	1:09.183	45.965	117.8	4:45.521	2	2:29.083	33.935	1:09.183	45.965	117.8	4:45.521	
3	2:39.920	33.232	1:11.797	54.891	128.4	7:25.441	3	2:39.920	33.232	1:11.797	54.891	128.4	7:25.441	
4	2:10.861	30.183	1:02.764	37.914	150.6	9:36.302	4	2:10.861	30.183	1:02.764	37.914	150.6	9:36.302	
5	2:20.533	31.694	1:02.188	46.651	160.2	11:56.835	5	2:20.533	31.694	1:02.188	46.651	160.2	11:56.835	
6	2:18.264	31.186	1:02.277	44.801	162.4	14:15.099	6	2:18.264	31.186	1:02.277	44.801	162.4	14:15.099	
7	1:52.598	24.876	51.827	35.895	234.8	16:07.697	7	1:52.598	24.876	51.827	35.895	234.8	16:07.697	
8	1:51.908	24.583	51.552	35.773	228.8	17:59.605	8	1:51.908	24.583	51.552	35.773	228.8	17:59.605	
9	1:51.033	24.439	51.290	35.304	238.9	19:50.638	9	1:51.033	24.439	51.290	35.304	238.9	19:50.638	
10	1:52.312	24.389	52.326	35.597	233.8	21:42.950	10	1:52.312	24.389	52.326	35.597	233.8	21:42.950	
11	1:52.535	24.355	52.280	35.900	233.8	23:35.485	11	1:52.535	24.355	52.280	35.900	233.8	23:35.485	
12	1:52.440	25.273	51.518	35.649	235.8	25:27.925	12	1:52.440	25.273	51.518	35.649	235.8	25:27.925	
13	1:52.051	24.706	51.764	35.581	233.3	27:19.976	13	1:52.051	24.706	51.764	35.581	233.3	27:19.976	
14	1:51.618	24.495	51.452	35.671	235.3	29:11.594	14	1:51.618	24.495	51.452	35.671	235.3	29:11.594	
15	1:53.406	24.791	52.524	36.091	232.3	31:05.000	15	1:53.406	24.791	52.524	36.091	232.3	31:05.000	
16	1:51.547	24.616	51.346	35.585	235.3	32:56.547	16	1:51.547	24.616	51.346	35.585	235.3	32:56.547	
17	1:52.237	24.495	51.780	35.962	234.3	34:48.784	17	1:52.237	24.495	51.780	35.962	234.3	34:48.784	
18	1:53.778	24.855	52.668	36.255	234.8	36:42.562	18	1:53.778	24.855	52.668	36.255	234.8	36:42.562	
							85		Philippe DENES					
							CV Performance							
1	2:09.673	30.410	58.010	41.253	234.8	2:09.673	1	2:09.673	30.410	58.010	41.253	234.8	2:09.673	
2	2:29.313	31.656	1:10.782	46.875	156.7	4:38.986	2	2:29.313	31.656	1:10.782	46.875	156.7	4:38.986	
3	2:45.648	31.536	1:12.715	1:01.397	169.5	7:24.634	3	2:45.648	31.536	1:12.715	1:01.397	169.5	7:24.634	
4	2:05.822	28.168	59.649	38.005	192.2	9:30.456	4	2:05.822	28.168	59.649	38.005	192.2	9:30.456	
5	2:21.605	31.445	1:03.836	46.324	178.2	11:52.061	5	2:21.605	31.445	1:03.836	46.324	178.2	11:52.061	
6	2:18.665	30.340	1:04.264	44.061	173.6	14:10.726	6	2:18.665	30.340	1:04.264	44.061	173.6	14:10.726	
7	1:51.006	24.329	51.237	35.440	238.4	16:01.732	7	1:51.006	24.329	51.237	35.440	238.4	16:01.732	
8	1:50.737	24.250	51.052	35.435	238.4	17:52.469	8	1:50.737	24.250	51.052	35.435	238.4	17:52.469	
9	1:50.201	24.225	50.827	35.149	238.9	19:42.670	9	1:50.201	24.225	50.827	35.149	238.9	19:42.670	
10	1:50.094	24.278	50.813	35.003	236.8	21:32.764	10	1:50.094	24.278	50.813	35.003	236.8	21:32.764	
11	1:49.966	24.131	50.715	35.120	234.8	23:22.730	11	1:49.966	24.131	50.715	35.120	234.8	23:22.730	
12	1:50.008	24.192	50.737	35.079	237.9	25:12.738	12	1:50.008	24.192	50.737	35.079	237.9	25:12.738	
13	1:50.265	24.202	51.040	35.023	237.9	27:03.003	13	1:50.265	24.202	51.040	35.023	237.9	27:03.003	
14	1:49.987	24.284	50.725	34.978	236.3	28:52.990	14	1:49.987	24.284	50.725	34.978	236.3	28:52.990	
15	1:50.174	24.187	50.864	35.123	236.8	30:43.164	15	1:50.174	24.187	50.864	35.123	236.8	30:43.164	
16	1:50.350	24.166	50.922	35.262	235.8	32:33.514	16	1:50.350	24.166	50.922	35.262	235.8	32:33.514	



Race 2

Sector Analysis

— Invalidated Lap ■ Personal Best ■ Session Best P Crossing the pit lane

Lap	Time	Sector 1	Sector 2	Sector 3	T.Sp	Elapsed	Lap	Time	Sector 1	Sector 2	Sector 3	T.Sp	Elapsed
17	1:50.619	24.453	50.928	35.238	235.3	34:24.133							
18	1:50.603	24.374	50.906	35.323	236.3	36:14.736							

89		Josef KNOPP				
		RTR Projects				
1	2:31.242P	32.612	1:08.723	49.907	202.2	2:31.242

90		Tim HEINEMANN				
		ta Gazoo Racing Germany powered by Ring R				
1	2:05.316	28.517	55.081	41.718	229.8	2:05.316
2	2:29.079	31.931	1:10.160	46.988	180.0	4:34.395
3	2:49.448	32.000	1:12.132	1:05.316	182.7	7:23.843
4	1:58.919	24.928	57.050	36.941	228.8	9:22.762
5	2:22.441	32.700	1:04.753	44.988	167.4	11:45.203
6	2:19.532	30.442	1:04.717	44.373	182.4	14:04.735
7	1:49.592	24.126	50.873	34.593	232.8	15:54.327
8	1:49.390	23.930	50.829	34.631	233.8	17:43.717
9	1:48.969	23.795	50.629	34.545	234.3	19:32.686
10	1:49.229	23.943	50.710	34.576	233.8	21:21.915
11	1:49.389	23.938	50.817	34.634	234.3	23:11.304
12	1:49.401	23.911	50.780	34.710	234.3	25:00.705
13	1:49.449	24.014	50.825	34.610	234.3	26:50.154
14	1:49.611	23.880	51.092	34.639	232.8	28:39.765
15	1:49.800	24.118	50.878	34.804	232.8	30:29.565
16	1:49.928	24.164	50.891	34.873	232.8	32:19.493
17	1:49.607	24.034	50.831	34.742	232.8	34:09.100
18	1:49.980	24.132	50.891	34.957	232.8	35:59.080

99		Nick HANCKE				
		Speed Monkeys				
1	2:10.850	30.884	58.656	41.310	233.3	2:10.850
2	2:29.429	31.641	1:10.859	46.929	147.7	4:40.279
3	2:44.146	31.676	1:12.359	1:00.111	160.7	7:24.425