


Race 1 Sector Analysis

— Invalidated Lap							■ Personal Best	■ Session Best	P Crossing the pit lane					
Lap	Time	Sector 1	Sector 2	Sector 3	T.Spd	Elapsed	Lap	Time	Sector 1	Sector 2	Sector 3	T.Spd	Elapsed	
5 Steriyán FOLEV							FK Performance Motorsport							
1	2:02.274	31.195	53.637	37.442	244.3	2:02.274	16	1:51.629	24.389	51.114	36.126	241.1	29:48.731	
2	4:53.757	24.863	52.894	36.003	245.5	3:56.031	17	4:54.894	24.630	51.332	35.932	240.5	31:40.625	
3	1:51.834	24.607	51.718	35.509	246.6	5:47.865	18	1:52.104	24.702	51.421	35.981	240.5	33:32.729	
4	1:50.594	24.129	50.889	35.576	243.2	7:38.459								
5	4:54.534	24.627	51.351	35.553	243.2	9:29.990								
6	1:51.442	24.551	51.221	35.670	244.3	11:21.432								
7	4:52.778	24.770	52.286	35.722	243.2	13:14.210								
8	1:51.448	24.679	51.095	35.674	241.6	15:05.658								
9	1:51.821	24.606	51.573	35.642	244.3	16:57.479								
10	1:51.388	24.757	50.853	35.778	243.8	18:48.867								
11	1:51.126	24.589	50.946	35.591	243.8	20:39.993								
12	1:51.254	24.404	51.098	35.752	242.7	22:31.247								
13	1:51.281	24.416	51.055	35.810	242.2	24:22.528								
14	1:50.904	24.424	50.890	35.590	243.2	26:13.432								
15	1:50.779	24.542	50.763	35.474	241.6	28:04.211								
16	1:51.205	24.442	51.153	35.610	242.2	29:55.416								
17	1:50.978	24.483	50.935	35.560	241.6	31:46.394								
18	1:51.456	24.505	51.044	35.907	242.2	33:37.850								
13 Louis HENKEFEND							Project 1							
1	1:57.971	29.328	52.753	35.890	244.3	1:57.971								
2	4:52.269	24.742	52.180	35.347	246.6	3:50.240								
3	1:49.903	24.217	50.601	35.085	244.9	5:40.143								
4	1:50.114	24.281	50.818	35.015	243.8	7:30.257								
5	1:49.666	24.086	50.491	35.089	244.3	9:19.923								
6	1:49.967	24.176	50.626	35.165	244.3	11:09.890								
7	1:50.109	24.277	50.594	35.238	244.9	12:59.999								
8	1:51.903	24.290	51.261	36.352	242.2	14:51.902								
9	1:51.665	24.732	51.667	35.266	235.8	16:43.567								
10	1:50.826	24.395	50.931	35.500	241.6	18:34.393								
11	1:50.894	24.450	51.014	35.430	244.3	20:25.287								
12	1:50.929	24.503	51.049	35.377	241.1	22:16.216								
13	1:50.533	24.411	50.737	35.385	241.6	24:06.749								
14	1:51.039	24.508	50.879	35.652	241.1	25:57.788								
15	1:50.998	24.463	51.094	35.441	242.2	27:48.786								
16	1:50.866	24.496	51.002	35.368	241.1	29:39.652								
17	1:50.776	24.445	50.867	35.464	241.1	31:30.428								
18	1:51.478	24.572	50.947	35.959	243.2	33:21.906								
18 Edouard CAUHAUPE							BWT Mücke Motorsport							
1	1:54.355	27.455	51.419	35.481	240.0	1:54.355								
2	4:50.323	24.205	50.872	35.246	241.6	3:44.678								
3	1:49.960	24.133	50.653	35.174	240.5	5:34.638								
4	1:49.813	24.084	50.575	35.154	239.5	7:24.451								
5	1:49.734	24.074	50.773	34.887	240.5	9:14.185								
6	1:49.793	24.159	50.653	34.981	240.5	11:03.978								
7	1:50.177	24.140	51.004	35.033	241.1	12:54.155								
8	1:49.720	24.110	50.591	35.019	239.5	14:43.875								
9	4:49.787	24.085	50.605	35.097	240.0	16:33.662								
10	1:50.386	24.252	50.893	35.241	239.5	18:24.048								
11	1:49.912	24.343	50.433	35.136	240.5	20:13.960								
12	1:49.879	24.123	50.575	35.181	238.9	22:03.839								
13	1:50.057	24.231	50.576	35.250	239.5	23:53.896								
14	1:49.939	24.308	50.552	35.079	239.5	25:43.835								
15	1:50.144	24.170	50.810	35.164	239.5	27:33.979								
16	1:50.351	24.259	50.723	35.369	240.0	29:24.330								
17	1:50.233	24.313	50.496	35.424	240.0	31:14.563								
18	1:50.449	24.468	50.643	35.338	239.5	33:05.012								
12 Marc DE FULGENCIO							FK Performance Motorsport							
1	2:01.266	30.529	54.117	36.620	245.5	2:01.266								
2	1:52.231	24.790	51.484	35.957	245.5	3:53.497								
3	4:50.490	24.196	50.994	35.300	245.5	5:43.987								
4	4:50.097	23.895	54.134	35.068	248.3	7:34.084								
5	1:50.288	24.330	50.792	35.166	246.6	9:24.372								
6	1:50.119	24.070	50.902	35.147	243.8	11:14.491								
7	1:50.472	24.126	51.145	35.201	242.7	13:04.963								
8	1:50.500	24.260	51.039	35.201	242.2	14:55.463								
9	1:50.621	24.235	50.999	35.387	243.8	16:46.084								
10	1:51.034	24.510	51.012	35.512	244.9	18:37.118								
11	1:51.211	24.314	51.239	35.658	247.1	20:28.329								
12	1:52.942	24.406	52.483	36.053	243.2	22:21.271								
13	4:52.263	24.946	51.188	36.429	241.1	24:13.534								
14	1:51.121	24.450	50.977	35.694	240.0	26:04.655								
15	1:52.447	24.342	52.221	35.884	242.7	27:57.102								
19 Rodrigo Dias ALMEIDA							BWT Mücke Motorsport							
1	1:57.441	28.170	52.879	36.392	237.4	1:57.441								
2	1:51.027	24.630	51.049	35.348	241.1	3:48.468								
3	1:50.392	24.342	50.900	35.150	241.1	5:38.860								
4	1:50.153	24.285	50.813	35.055	239.5	7:29.013								
5	1:49.901	24.107	50.805	34.989	240.0	9:18.914								
6	1:50.037	24.197	50.794	35.046	240.5	11:08.951								
7	1:50.436	24.226	50.972	35.238	240.0	12:59.387								
8	1:52.823	24.375	51.620	36.828	241.1	14:52.210								
9	1:51.795	24.732	51.546	35.517	244.9	16:44.005								
10	1:51.650	24.794	51.582	35.274	243.2	18:35.655								
11	1:50.634	24.218	50.928	35.488	240.5	20:26.289								
12	1:51.397	24.414	51.385	35.598	239.5	22:17.686								



Race 1 Sector Analysis


— Invalidated Lap ■ Personal Best ■ Session Best P Crossing the pit lane

Lap	Time	Sector 1	Sector 2	Sector 3	T.Spd	Elapsed	Lap	Time	Sector 1	Sector 2	Sector 3	T.Spd	Elapsed
13	1:50.914	24.460	51.171	35.283	240.0	24:08.600	10	1:51.295	24.445	50.940	35.910	240.5	18:48.455
14	1:50.970	24.459	51.216	35.295	239.5	25:59.570	11	1:50.822	24.386	50.999	35.437	240.0	20:39.277
15	1:50.808	24.377	51.065	35.366	239.5	27:50.378	12	1:51.270	24.637	51.174	35.459	239.5	22:30.547
16	1:50.940	24.371	51.240	35.329	239.5	29:41.318	13	1:51.371	24.512	51.055	35.804	238.9	24:21.918
17	1:51.299	24.643	51.143	35.513	239.5	31:32.617	14	1:50.772	24.313	51.147	35.312	239.5	26:12.690
18	1:51.118	24.464	51.187	35.467	242.2	33:23.735	15	1:50.720	24.204	51.030	35.486	239.5	28:03.410

21 Alexandre PAPANOPULOS							26 Ricky CAPO						
Selleslagh Racing Team (SRT)							KÜS Team Bernhard						
1	2:01.847	31.609	53.693	36.545	240.0	2:01.847	1	1:58.438	29.614	52.609	36.215	242.7	1:58.438
2	1:52.585	24.912	51.637	36.036	237.4	3:54.432	2	2:02.084	24.492	50.647	35.975	246.0	4:00.522
3	1:50.134	24.159	51.037	34.938	237.4	5:44.566	3	1:50.355	24.310	50.715	35.330	243.2	5:50.877
4	1:49.913	24.170	50.853	34.890	236.8	7:34.479	4	1:51.846	24.226	51.896	35.724	237.9	7:42.723
5	1:50.881	24.364	51.381	35.136	241.6	9:25.360	5	1:51.225	24.386	51.201	35.638	239.5	9:33.948
6	1:49.897	24.358	50.751	34.788	243.2	11:15.257	6	1:50.841	24.414	50.702	35.725	240.5	11:24.789
7	1:50.222	24.275	51.019	34.928	240.5	13:05.479	7	1:51.732	24.547	51.298	35.887	240.5	13:16.521
8	1:50.719	24.535	51.252	34.932	240.0	14:56.198	8	1:51.291	24.559	50.988	35.744	238.4	15:07.812
9	1:50.209	24.231	50.684	35.294	240.5	16:46.407	9	1:51.550	24.539	50.911	36.100	238.9	16:59.362
10	1:50.963	24.585	51.090	35.288	238.4	18:37.370	10	1:52.027	24.856	51.040	36.131	240.0	18:51.389
11	1:51.226	24.450	51.064	35.712	245.5	20:28.596	11	1:51.745	24.618	51.113	36.014	240.0	20:43.134
12	1:51.063	24.431	51.424	35.211	239.5	22:19.659	12	1:51.856	24.568	51.371	35.917	238.4	22:34.990
13	1:50.395	24.218	50.969	35.208	240.5	24:10.054	13	1:52.049	24.517	51.462	36.070	238.9	24:27.039
14	1:50.428	24.422	50.761	35.245	244.3	26:00.482	14	1:51.521	24.499	50.874	36.148	238.9	26:18.560
15	1:50.748	24.548	51.021	35.179	240.0	27:51.230	15	1:51.707	24.728	50.989	35.990	238.9	28:10.267
16	1:50.892	24.585	51.115	35.192	240.0	29:42.122	16	1:51.931	24.586	51.256	36.089	238.9	30:02.198
17	1:51.193	24.623	51.077	35.493	247.1	31:33.315	17	1:51.845	24.561	51.017	36.267	238.9	31:54.043
18	1:51.235	24.566	51.027	35.642	244.3	33:24.550	18	1:52.500	24.678	51.635	36.187	240.0	33:46.543

22 Vincent ANDRONACO							31 Thiago VIVACQUA						
Allied Racing							Heide - Motorsport						
1	1:52.577	26.605	50.902	35.070	235.8	1:52.577	1	1:55.873	28.290	51.737	35.846	236.8	1:55.873
2	1:50.122	24.128	50.814	35.180	237.9	3:42.699	2	1:50.229	24.232	50.545	35.452	243.8	3:46.102
3	1:50.138	24.151	50.719	35.268	237.9	5:32.837	3	1:49.885	24.162	50.313	35.410	244.9	5:35.987
4	1:49.937	24.038	50.665	35.234	237.4	7:22.774	4	1:49.960	24.149	50.417	35.394	244.3	7:25.947
5	1:50.737	24.096	51.373	35.268	238.4	9:13.511	5	1:50.974	24.528	51.100	35.346	241.1	9:16.921
6	1:50.221	24.223	50.802	35.196	239.5	11:03.732	6	1:49.921	24.068	50.535	35.318	244.3	11:06.842
7	1:50.951	24.075	51.462	35.414	238.9	12:54.683	7	1:50.048	23.987	50.555	35.506	243.2	12:56.890
8	1:50.603	24.180	50.949	35.504	240.0	14:45.286	8	1:52.634	24.588	51.851	36.195	236.8	14:49.524
9	1:50.465	24.043	50.945	35.477	238.4	16:35.751	9	1:50.855	24.323	50.933	35.599	244.9	16:40.379
10	1:50.421	24.060	50.895	35.466	238.9	18:26.172	10	1:50.242	24.252	50.570	35.420	244.9	18:30.621
11	1:51.398	24.482	51.150	35.766	240.0	20:17.570	11	1:50.656	24.449	50.514	35.693	242.7	20:21.277
12	1:50.806	24.203	50.961	35.642	236.8	22:08.376	12	1:50.779	24.231	50.773	35.775	240.5	22:12.056
13	1:50.723	24.213	50.925	35.585	237.4	23:59.099	13	1:50.657	24.456	50.484	35.717	241.1	24:02.713
14	1:51.280	24.385	51.419	35.476	238.4	25:50.379	14	2:15.072 P	24.614	51.948	58.510	240.0	26:17.785
15	1:50.759	24.219	51.029	35.511	236.8	27:41.138							
16	1:52.948	24.434	52.625	35.889	241.1	29:34.086							
17	1:52.388	24.457	52.181	35.750	237.4	31:26.474							
18	1:51.343	24.225	51.342	35.746	239.5	33:17.787							

23 Jordan WALLACE							33 Egor LITVINENKO						
FK Performance Motorsport							Allied Racing						
1	2:02.515	31.839	53.623	37.053	241.6	2:02.515	1	2:01.602	31.426	53.500	36.676	236.3	2:01.602
2	1:53.985	25.058	52.620	36.307	242.2	3:56.500	2	1:54.126	25.283	52.704	36.139	241.1	3:55.728
3	1:52.673	24.548	52.527	35.598	246.6	5:49.173	3	1:53.083	25.064	52.337	35.682	242.2	5:48.811
4	1:51.725	24.643	51.301	35.811	244.9	7:40.898	4	1:51.883	24.582	51.546	35.755	238.9	7:40.694
5	1:50.480	24.445	50.807	35.228	243.8	9:31.378	5	1:51.903	24.409	51.626	35.868	238.4	9:32.597
6	1:50.669	24.219	50.892	35.558	242.7	11:22.047	6	1:51.782	24.595	51.346	35.841	237.4	11:24.379
7	1:51.024	24.443	51.177	35.404	243.8	13:13.071	7	1:51.653	24.416	51.450	35.787	237.9	13:16.032
8	1:52.008	24.796	51.215	35.997	242.2	15:05.079	8	1:52.773	25.291	51.658	35.824	237.9	15:08.805
9	1:52.081	24.603	51.631	35.847	246.6	16:57.160	9	1:52.721	24.626	51.388	36.707	237.4	17:01.526
							10	1:52.823	24.880	51.896	36.047	240.5	18:54.349



Race 1 Sector Analysis

— Invalidated Lap ■ Personal Best ■ Session Best P Crossing the pit lane

Lap	Time	Sector 1	Sector 2	Sector 3	T.Spd	Elapsed	Lap	Time	Sector 1	Sector 2	Sector 3	T.Spd	Elapsed
11	1:52.119	24.782	51.453	35.884	238.4	20:46.468	8	1:51.776	24.763	51.124	35.889	241.6	15:04.529
12	1:52.005	24.658	51.313	36.034	237.4	22:38.473	9	1:53.857	24.886	53.047	35.924	244.9	16:58.386
13	1:52.303	24.731	51.563	36.009	237.4	24:30.776	10	1:51.322	24.553	50.931	35.838	244.9	18:49.708
14	1:53.732	24.932	52.124	36.676	237.4	26:24.508	11	1:50.859	24.429	50.846	35.584	244.9	20:40.567
15	1:53.185	24.857	51.664	36.664	236.8	28:17.693	12	1:51.314	24.414	51.218	35.682	244.3	22:31.881
16	1:53.442	25.098	51.821	36.523	236.3	30:11.135	13	1:51.093	24.481	50.720	35.892	245.5	24:22.974
17	1:53.203	25.217	51.770	36.216	236.3	32:04.338	14	1:51.363	24.541	51.092	35.730	247.1	26:14.337
18	1:53.725	25.125	51.734	36.866	236.3	33:58.063	15	1:50.593	24.280	50.643	35.670	244.9	28:04.930
							16	1:53.137	24.685	52.332	36.120	240.5	29:58.067
							17	1:52.280	24.627	51.363	36.290	242.7	31:50.347
							18	1:53.780	25.190	51.731	36.859	240.0	33:44.127

34 **Theo OEVERHAUS**
Walkenhorst Motorsport

1	1:56.411	28.512	52.553	35.346	235.3	1:56.411
2	1:50.582	24.091	51.137	35.354	240.5	3:46.993
3	1:49.531	23.923	50.622	34.986	241.1	5:36.524
4	1:49.590	23.970	50.740	34.880	240.5	7:26.114
5	1:50.249	24.438	51.057	35.054	242.2	9:16.363
6	1:50.735	23.873	51.471	35.391	241.1	11:07.098
7	1:49.903	24.131	50.620	35.152	242.7	12:57.001
8	1:51.035	24.326	51.753	34.956	240.5	14:48.036
9	1:50.202	23.988	51.081	35.133	238.4	16:38.238
10	1:50.243	24.222	50.930	35.091	238.4	18:28.481
11	1:50.252	24.142	50.963	35.147	238.9	20:18.733
12	1:50.351	24.279	50.872	35.200	238.9	22:09.084
13	1:50.579	24.382	50.962	35.235	241.6	23:59.663
14	1:51.317	24.441	51.321	35.555	243.8	25:50.980
15	1:50.720	24.336	50.983	35.401	242.2	27:41.700
16	1:51.739	24.361	51.366	36.012	241.1	29:33.439
17	1:51.974	24.760	51.980	35.234	238.9	31:25.413
18	1:50.857	24.481	50.981	35.395	237.9	33:16.270

47 **Colin CARESANI**
Project 1

1	1:53.258	27.064	51.042	35.152	239.5	1:53.258
2	1:50.043	24.074	50.886	35.083	242.2	3:43.301
3	1:49.972	24.052	50.757	35.163	243.2	5:33.273
4	1:49.707	24.118	50.582	35.007	242.7	7:22.980
5	1:50.073	24.313	50.748	35.012	244.3	9:13.053
6	1:49.609	24.054	50.540	35.015	241.6	11:02.662
7	1:50.062	23.964	51.024	35.074	241.6	12:52.724
8	1:49.397	23.917	50.430	35.050	240.5	14:42.121
9	1:49.551	23.986	50.474	35.091	240.5	16:31.672
10	1:49.922	24.122	50.660	35.140	240.0	18:21.594
11	1:49.823	24.091	50.586	35.146	241.1	20:11.417
12	1:49.799	24.074	50.574	35.151	240.0	22:01.216
13	1:49.981	24.126	50.642	35.213	240.0	23:51.197
14	1:50.060	24.097	50.628	35.335	240.0	25:41.257
15	1:50.263	24.174	50.745	35.344	239.5	27:31.520
16	1:51.168	24.269	51.469	35.430	240.5	29:22.688
17	1:50.483	24.165	50.960	35.358	240.0	31:13.171
18	1:50.514	24.252	50.804	35.458	241.6	33:03.685

48 **Sophie HOFMANN**
Heide - Motorsport

1	2:00.973	30.445	53.728	36.800	238.4	2:00.973
2	1:54.058	25.332	54.924	36.805	246.6	3:55.031
3	1:51.731	24.508	51.377	35.846	245.5	5:46.762
4	1:51.184	24.404	50.885	35.895	244.3	7:37.946
5	1:51.288	24.491	51.129	35.668	243.2	9:29.234
6	1:51.450	24.407	51.199	35.844	244.3	11:20.684
7	1:52.069	24.679	51.639	35.751	241.6	13:12.753

63 **Jacob RIEGEL**
Speed Monkeys


1	1:57.209	28.012	53.103	36.094	236.8	1:57.209
2	1:50.708	24.256	50.878	35.574	242.7	3:47.917
3	1:50.286	24.284	51.007	34.995	242.2	5:38.203
4	1:50.106	24.358	50.799	34.949	240.0	7:28.309
5	1:50.005	24.197	50.743	35.065	240.0	9:18.314
6	1:50.035	24.167	50.785	35.083	241.6	11:08.349
7	1:50.755	24.184	51.186	35.385	240.5	12:59.104
8	1:52.945	24.299	52.054	36.595	239.5	14:52.049
9	1:54.073	24.581	54.345	35.177	241.6	16:43.122
10	1:50.561	24.324	50.969	35.268	238.4	18:33.683
11	1:50.564	24.421	50.952	35.191	240.0	20:24.247
12	1:50.542	24.467	50.822	35.253	237.9	22:14.789
13	1:50.635	24.430	50.878	35.327	239.5	24:05.424
14	1:50.888	24.325	50.997	35.566	239.5	25:56.312
15	1:50.823	24.649	50.977	35.197	238.4	27:47.135
16	1:50.764	24.393	51.040	35.331	239.5	29:37.899
17	1:51.494	24.447	51.428	35.619	239.5	31:29.393
18	1:52.332	24.644	50.906	36.782	241.1	33:21.725

77 **J.P. SOUTHERN**
Selleslagh Racing Team (SRT)

1	2:01.168	30.942	53.515	36.711	237.9	2:01.168
2	1:58.003	25.411	57.026	35.566	217.3	3:59.171
3	1:51.224	24.435	51.394	35.395	236.8	5:50.395
4	1:52.701	24.803	52.211	35.687	234.8	7:43.096
5	1:51.539	24.610	51.273	35.656	235.8	9:34.635
6	1:51.437	24.660	51.293	35.484	234.8	11:26.072
7	1:50.995	24.374	51.337	35.287	236.8	13:17.067
8	1:52.123	24.519	51.648	35.956	233.3	15:09.190
9	1:52.246	24.536	51.413	36.297	234.3	17:01.436
10	1:51.832	24.645	51.573	35.614	234.8	18:53.268
11	1:51.662	24.600	51.403	35.659	235.3	20:44.930
12	1:51.568	24.587	51.479	35.502	234.8	22:36.498
13	1:51.484	24.399	51.363	35.722	235.3	24:27.982
14	1:51.432	24.549	51.316	35.567	236.8	26:19.414
15	1:51.459	24.470	51.448	35.541	237.4	28:10.873
16	1:51.928	24.627	51.583	35.718	234.3	30:02.801
17	1:51.559	24.527	51.409	35.623	236.8	31:54.360
18	1:52.548	24.760	51.519	36.269	235.3	33:46.908

83 **Lucas MAURON**
CV Performance

1	1:59.269	30.197	52.803	36.269	244.3	1:59.269
2	1:52.186	24.990	54.538	35.658	242.2	3:51.455
3	1:50.900	24.612	50.903	35.385	243.8	5:42.355
4	1:49.778	24.200	50.425	35.153	244.3	7:32.133



Race 1 Sector Analysis

— Invalidated Lap							■ Personal Best	■ Session Best	P Crossing the pit lane					
Lap	Time	Sector 1	Sector 2	Sector 3	T.Sp	Elapsed	Lap	Time	Sector 1	Sector 2	Sector 3	T.Sp	Elapsed	
84							Nicolas Sascha GRUBER							
CV Performance														
1	1:57.720	28.866	53.048	35.806	242.2	1:57.720	15	1:50.961	24.313	51.572	35.076	241.1	27:55.803	
2	1:51.971	24.781	52.080	35.110	240.5	3:49.691	16	1:50.278	24.429	50.704	35.145	237.9	29:46.081	
3	1:50.006	24.226	50.601	35.179	241.1	5:39.697	17	1:50.064	24.386	50.622	35.056	237.9	31:36.145	
4	1:51.157	24.541	51.372	35.244	240.0	7:30.854	18	1:50.154	24.125	50.464	35.565	240.5	33:26.299	
5	1:50.143	24.293	50.723	35.127	240.0	9:20.997								
6	1:49.720	24.146	50.603	34.971	240.0	11:10.717								
7	1:50.156	24.225	50.807	35.124	241.6	13:00.873								
8	1:51.708	24.264	50.842	36.602	240.0	14:52.581								
9	1:51.727	24.718	51.513	35.496	238.4	16:44.308								
10	1:51.761	24.656	51.538	35.567	244.3	18:36.069								
11	1:50.568	24.353	50.755	35.460	242.7	20:26.637								
12	1:51.354	24.521	51.057	35.776	242.2	22:17.991								
13	1:51.115	24.408	51.303	35.404	242.2	24:09.106								
14	1:51.036	24.369	51.221	35.446	242.7	26:00.142								
15	1:50.693	24.371	50.932	35.390	242.2	27:50.835								
16	1:50.863	24.376	51.238	35.249	240.5	29:41.698								
17	1:51.257	24.630	51.132	35.495	242.7	31:32.955								
18	1:51.398	24.365	51.294	35.739	247.1	33:24.353								
90							Tim HEINEMANN							
ta Gazoo Racing Germany powered by Ring R														
1	1:56.814	28.528	52.665	35.621	237.9	1:56.814	15	1:50.882	24.366	51.383	35.133	236.3	14:48.940	
2	1:50.506	24.062	51.007	35.437	240.0	3:47.320	16	1:50.897	24.182	51.565	35.150	236.8	16:39.837	
3	1:50.040	24.175	51.025	34.840	239.5	5:37.360	17	1:51.101	24.188	51.548	35.365	236.8	18:30.938	
4	1:49.859	24.036	51.063	34.760	238.4	7:27.219	18	1:50.855	24.566	51.252	35.037	238.4	20:21.793	
5	1:50.116	24.134	51.206	34.776	237.9	9:17.335	1	2:00.143	31.147	52.914	36.082	239.5	2:00.143	
6	1:50.373	24.243	51.096	35.034	238.9	11:07.708	2	1:51.594	24.647	51.416	35.531	244.9	3:51.737	
7	1:50.350	24.185	51.095	35.070	237.9	12:58.058								
8	1:50.882	24.366	51.383	35.133	236.3	14:48.940								
9	1:50.897	24.182	51.565	35.150	236.8	16:39.837								
10	1:51.101	24.188	51.548	35.365	236.8	18:30.938								
11	1:50.855	24.566	51.252	35.037	238.4	20:21.793								
12	1:50.691	24.394	51.216	35.081	236.3	22:12.484								
13	1:50.980	24.555	51.249	35.176	236.8	24:03.464								
14	1:51.130	24.404	51.316	35.410	237.4	25:54.594								
15	1:50.845	24.398	51.276	35.171	235.8	27:45.439								
16	1:51.075	24.551	51.361	35.163	235.3	29:36.514								
17	1:50.959	24.330	51.460	35.169	234.8	31:27.473								
18	1:51.318	24.382	51.482	35.454	237.4	33:18.791								
99							Nick HANCKE							
Speed Monkeys														
1	2:00.143	31.147	52.914	36.082	239.5	2:00.143								
2	1:51.594	24.647	51.416	35.531	244.9	3:51.737								
85							Philippe DENES							
CV Performance														
1	1:58.854	29.986	52.723	36.145	236.3	1:58.854								
2	1:52.220	24.682	52.034	35.507	241.1	3:51.074								
3	1:50.828	24.535	51.088	35.205	240.0	5:41.902								
4	1:50.818	24.392	51.154	35.272	239.5	7:32.720								
5	1:50.147	24.270	50.839	35.038	240.0	9:22.867								
6	1:50.623	24.316	50.995	35.312	240.5	11:13.490								
7	1:50.441	24.205	50.987	35.249	237.9	13:03.931								
8	1:50.843	24.378	51.116	35.349	237.4	14:54.774								
9	1:50.706	24.329	51.006	35.371	237.4	16:45.480								
10	1:51.045	24.513	51.001	35.531	238.9	18:36.525								
11	1:50.807	24.474	51.021	35.312	241.6	20:27.332								
12	1:50.948	24.403	50.963	35.582	240.5	22:18.280								
13	1:51.318	24.587	51.104	35.627	241.1	24:09.598								
14	1:51.457	24.667	51.355	35.435	240.5	26:01.055								
15	1:51.050	24.583	51.067	35.400	238.9	27:52.105								
16	1:51.548	24.628	51.454	35.466	238.9	29:43.653								
17	1:51.332	24.568	51.236	35.528	238.4	31:34.985								
18	1:52.131	24.545	51.070	36.516	238.9	33:27.116								
89							Josef KNOPP							
RTR Projects														
1	1:59.417	29.858	53.304	36.255	240.5	1:59.417								
2	1:52.770	25.093	52.264	35.413	238.9	3:52.187								
3	1:50.907	24.671	51.174	35.062	240.5	5:43.094								
4	1:50.421	24.374	50.668	35.379	240.0	7:33.515								
5	1:51.412	24.605	51.664	35.143	239.5	9:24.927								
6	1:49.816	24.211	50.657	34.948	243.2	11:14.743								
7	1:50.489	24.155	51.069	35.265	239.5	13:05.232								
8	1:51.475	25.015	51.301	35.159	241.6	14:56.707								
9	1:50.207	24.292	50.836	35.079	239.5	16:46.914								
10	1:50.774	24.430	51.032	35.312	240.5	18:37.688								
11	1:51.049	24.550	50.940	35.559	240.5	20:28.737								
12	1:52.610	24.733	51.693	36.184	241.1	22:21.347								
13	1:52.296	25.223	50.994	36.079	240.5	24:13.643								
14	1:51.199	24.685	51.263	35.251	240.5	26:04.842								