




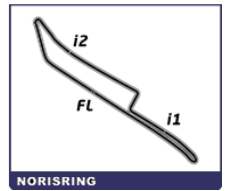


## Race 2 Sector Analysis

— Invalidated Lap   ■ Personal Best   ■ Session Best   P Crossing the pit lane

Lap	Time	Sector 1	Sector 2	Sector 3	T.Sp	Elapsed	Lap	Time	Sector 1	Sector 2	Sector 3	T.Sp	Elapsed
<b>3</b>  <b>Kris NISSEN</b> BMW E30 M3 DTM ex Schnitzer Nissen													
1	1:02.292	25.342	18.006	18.944		1:02.292							
2	58.161	20.838	18.134	19.189	218.6	2:00.453							
3	58.184	21.096	18.170	18.918	217.3	2:58.637							
4	57.555	20.819	17.705	19.031	219.5	3:56.192							
5	57.736	20.954	17.922	18.860	219.1	4:53.928							
6	57.386	20.762	17.741	18.883	221.3	5:51.314							
7	57.690	20.778	17.872	19.040	220.9	6:49.004							
8	57.797	20.763	17.864	19.170	220.9	7:46.801							
9	57.119	20.790	17.548	18.781	219.5	8:43.920							
10	57.001	20.576	17.759	18.666	220.0	9:40.921							
11	57.416	20.981	17.748	18.687	219.5	10:38.337							
12	58.273	20.522	18.877	18.874	220.9	11:36.610							
13	56.596	20.427	17.515	18.654	221.8	12:33.206							
14	57.690	20.378	17.681	19.631	221.8	13:30.896							
15	57.641	20.739	17.988	18.914	221.8	14:28.537							
16	57.844	20.714	18.436	18.694	219.5	15:26.381							
17	57.241	20.746	17.776	18.719	220.0	16:23.622							
18	57.275	20.378	18.151	18.746	221.3	17:20.897							
19	57.449	20.669	17.785	18.995	220.9	18:18.346							
20	57.171	20.573	17.834	18.764	221.3	19:15.517							
21	57.030	20.692	17.672	18.666	220.4	20:12.547							
22	56.702	20.497	17.583	18.622	221.8	21:09.249							
23	57.049	20.588	17.779	18.682	220.9	22:06.298							
24	57.085	20.476	17.697	18.912	220.9	23:03.383							
25	57.119	20.683	17.707	18.729	221.3	24:00.502							
26	1:12.017	23.896	23.555	24.566	197.4	25:12.519							
27	1:08.432	25.636	20.886	21.910	161.0	26:20.951							
28	1:08.309	25.837	20.400	22.072	179.4	27:29.260							
<b>7</b>  <b>Bruno SPENGLER</b> BMW E36 STW													
1	1:04.848	25.992	19.129	19.727		1:04.848							
2	59.690	22.170	18.371	19.149	205.7	2:04.538							
3	57.918	21.199	17.897	18.822	208.5	3:02.456							
4	57.979	21.418	17.824	18.737	208.5	4:00.435							
5	57.284	20.841	17.782	18.661	208.1	4:57.719							
6	57.149	20.719	17.784	18.646	210.9	5:54.868							
7	57.812	21.603	17.640	18.569	210.1	6:52.680							
8	57.376	21.390	17.533	18.453	210.1	7:50.056							
9	56.603	20.651	17.414	18.538	209.3	8:46.659							
10	56.503	20.675	17.362	18.466	210.5	9:43.162							
11	56.820	20.652	17.388	18.780	210.9	10:39.982							
12	57.345	20.839	17.492	19.014	208.5	11:37.327							
13	56.777	20.798	17.457	18.522	207.7	12:34.104							
14	57.497	20.585	17.525	19.387	206.1	13:31.601							
15	57.581	21.131	17.506	18.944	210.9	14:29.182							
16	57.790	20.832	18.077	18.881	200.4	15:26.972							
17	57.284	20.822	17.441	19.021	208.5	16:24.256							
18	57.404	20.839	17.840	18.725	200.4	17:21.660							
19	57.099	20.567	17.431	19.101	199.6	18:18.759							
20	57.312	21.014	17.404	18.894	203.8	19:16.071							
21	57.205	20.744	17.436	19.025	210.9	20:13.276							
22	56.655	20.654	17.432	18.569	200.0	21:09.931							
23	56.981	20.825	17.373	18.783	205.7	22:06.912							
24	57.207	20.723	17.420	19.064	200.4	23:04.119							
25	57.064	20.877	17.419	18.768	199.6	24:01.183							
26	58.211	21.949	17.611	18.651	208.1	24:59.394							
27	56.356	20.550	17.337	18.469	199.6	25:55.750							
28	56.429	20.640	17.374	18.415	202.6	26:52.179							
<b>6</b>  <b>Peter SCHUMANN</b> BMW 635CSI													
1	1:09.290	29.484	19.473	20.333		1:09.290							
2	1:02.334	22.366	19.399	20.569	179.4	2:11.624							
3	1:01.298	22.096	18.972	20.230	204.9	3:12.922							
4	1:01.550	22.448	18.905	20.197	197.1	4:14.472							
5	1:01.434	22.541	18.750	20.143	192.2	5:15.906							
6	1:01.028	21.972	18.705	20.351	207.3	6:16.934							
7	1:01.497	22.257	18.945	20.295	192.5	7:18.431							
8	1:01.424	22.158	18.922	20.344	204.9	8:19.855							
9	1:01.495	22.313	18.927	20.255	204.2	9:21.350							
10	1:01.904	22.365	19.276	20.263	200.4	10:23.254							
11	1:01.414	22.229	19.100	20.085	201.9	11:24.668							
12	1:01.561	22.317	19.111	20.133	205.3	12:26.229							
13	1:01.839	22.384	19.060	20.395	191.2	13:28.068							
14	1:02.284	22.630	18.842	20.812	202.2	14:30.352							
15	1:01.157	22.154	18.633	20.370	200.0	15:31.509							
16	1:01.209	22.408	18.667	20.134	203.8	16:32.718							
17	1:01.677	22.565	18.840	20.272	208.1	17:34.395							
18	1:01.103	21.917	18.635	20.551	201.9	18:35.498							
19	1:01.193	22.313	18.820	20.060	194.6	19:36.691							
20	1:00.745	22.054	18.670	20.021	204.5	20:37.436							
21	1:03.024	22.795	18.825	21.404	190.5	21:40.460							
22	1:02.828	23.562	19.006	20.260	192.5	22:43.288							
23	1:00.884	22.204	18.765	19.915	208.1	23:44.172							
24	1:01.064	22.264	18.590	20.210	207.7	24:45.236							
25	1:01.561	22.150	18.733	20.678	198.2	25:46.797							
26	1:02.246	22.013	19.048	21.185	204.9	26:49.043							
<b>10</b>  <b>Rene RUCH</b> BMW M3 E30 DTM													
1	1:04.116	25.580	18.972	19.564		1:04.116							
2	1:01.067	23.307	18.781	18.979	219.5	2:05.183							
3	58.184	21.033	18.312	18.839	204.9	3:03.367							
4	57.919	21.325	17.905	18.689	212.6	4:01.286							
5	57.971	21.096	18.228	18.647	202.2	4:59.257							
6	58.778	20.508	18.045	20.225	220.9	5:58.035							
7	1:03.506	23.591	19.450	20.465	181.2	7:01.541							
8	1:03.755	22.142	19.369	22.244	199.6	8:05.296							
9	1:06.690	24.518	20.116	22.056	180.0	9:11.986							
10	1:33.523 P	27.967	24.641	40.915	153.8	10:45.509							
<b>23</b>  <b>Moritz HORN</b> ALPINA M3 E30 Gr. A DTM													
1	1:07.870	27.401	20.406	20.063		1:07.870							
2	1:00.020	21.913	18.576	19.531	206.1	2:07.890							
3	1:00.041	21.765	18.868	19.408	208.9	3:07.931							
4	59.610	21.768	18.419	19.423	208.5	4:07.541							
5	59.090	21.580	18.221	19.289	209.3	5:06.631							
6	59.185	21.614	18.313	19.258	211.4	6:05.816							
7	59.297	21.660	18.308	19.329	210.5	7:05.113							
8	58.805	21.386	18.186	19.233	210.1	8:03.918							
9	59.501	21.474	18.608	19.419	210.1	9:03.419							
10	58.697	21.308	18.193	19.196	211.4	10:02.116							
11	59.807	22.458	18.262	19.087	211.4	11:01.923							
12	58.405	21.087	18.259	19.059	212.2	12:00.328							
13	1:01.117	21.163	19.009	20.945	212.2	13:01.445							



## Race 2 Sector Analysis

— Invalidated Lap      Personal Best      Session Best    P Crossing the pit lane

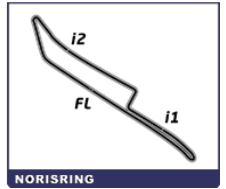
Lap	Time	Sector 1	Sector 2	Sector 3	T.Spd	Elapsed	Lap	Time	Sector 1	Sector 2	Sector 3	T.Spd	Elapsed
14	1:12.575P	22.204	19.031	31.340	182.7	14:14.020	15	1:05.620	23.809	20.285	21.526	178.8	16:50.981
15	2:30.455	1:51.011	18.701	20.743	139.5	16:44.475	16	1:05.296	23.625	<span style="background-color: #90EE90;">20.065</span>	21.606	180.6	17:56.277
16	59.376	21.707	18.279	19.390	207.7	17:43.851	17	1:05.481	23.896	20.380	<span style="background-color: #90EE90;">21.205</span>	182.4	19:01.758
17	59.330	21.378	18.310	19.642	210.5	18:43.181	18	1:05.366	23.604	20.172	<span style="background-color: #90EE90;">21.590</span>	183.4	20:07.124
18	59.266	21.515	18.304	19.447	210.1	19:42.447	19	1:05.402	23.787	20.283	21.332	175.0	21:12.526
19	59.252	21.572	18.208	19.472	208.9	20:41.699	20	1:06.701	23.785	20.396	22.520	180.0	22:19.227
20	59.242	21.510	18.459	19.273	209.3	21:40.941	21	<span style="background-color: #90EE90;">1:04.805</span>	<span style="background-color: #90EE90;">23.344</span>	20.229	21.232	182.7	23:24.032
21	1:00.620	21.938	19.271	19.411	202.2	22:41.561	22	1:06.196	23.968	20.761	21.467	180.6	24:30.228
22	59.997	21.598	18.646	19.753	210.9	23:41.558	23	1:05.950	23.492	20.533	21.925	187.2	25:36.178
23	1:00.132	21.842	18.783	19.507	208.9	24:41.690	24	1:05.699	23.866	20.203	21.630	185.9	26:41.877
24	59.149	21.465	18.476	19.208	205.3	25:40.839	25	1:05.679	23.670	20.371	21.638	173.4	27:47.556
25	59.555	21.560	18.334	19.661	207.3	26:40.394							
26	58.906	21.461	<span style="background-color: #90EE90;">18.162</span>	19.283	208.1	27:39.300							

24  Willy SALZGEBER						
Audi A4 STW						
Lap	Time	Sector 1	Sector 2	Sector 3	T.Spd	Elapsed
1	1:07.096	26.791	20.494	19.811		1:07.096
2	59.789	21.974	18.397	19.418	210.5	2:06.885
3	1:00.464	22.259	18.522	19.683	211.4	3:07.349
4	59.323	21.863	18.261	19.199	208.9	4:06.672
5	59.062	21.828	18.001	19.233	208.9	5:05.734
6	58.593	21.274	18.300	19.019	210.9	6:04.327
7	58.485	21.451	18.139	18.895	211.4	7:02.812
8	59.073	21.118	18.704	19.251	213.4	8:01.885
9	59.863	21.811	18.841	19.211	212.2	9:01.748
10	58.494	21.363	17.952	19.179	210.9	10:00.242
11	58.290	21.051	18.300	18.939	213.0	10:58.532
12	58.325	21.415	17.904	19.006	212.2	11:56.857
13	58.592	21.542	17.981	19.069	212.6	12:55.449
14	58.609	21.241	18.377	18.991	212.6	13:54.058
15	58.528	21.546	18.046	18.936	212.2	14:52.586
16	58.162	21.187	18.020	18.955	211.8	15:50.748
17	58.350	21.145	18.023	19.182	215.1	16:49.098
18	58.058	21.219	17.924	18.915	213.9	17:47.156
19	<span style="background-color: #90EE90;">57.725</span>	<span style="background-color: #90EE90;">20.784</span>	17.848	19.093	213.4	18:44.881
20	59.713	20.884	19.582	19.247	216.0	19:44.594
21	58.767	21.701	17.893	19.173	212.2	20:43.361
22	58.460	21.167	18.590	<span style="background-color: #90EE90;">18.703</span>	214.7	21:41.821
23	58.315	21.462	17.948	18.905	214.3	22:40.136
24	58.433	21.421	17.857	19.155	213.0	23:38.569
25	58.181	21.455	<span style="background-color: #90EE90;">17.838</span>	18.888	212.6	24:36.750
26	58.464	21.374	17.893	19.197	214.3	25:35.214
27	58.647	21.718	17.843	19.086	213.4	26:33.861
28	58.129	21.409	17.993	18.727	212.2	27:31.990

25  Andy CHAN						
BMW M3 E30						
Lap	Time	Sector 1	Sector 2	Sector 3	T.Spd	Elapsed
1	1:17.061	33.129	21.693	22.239		1:17.061
2	1:08.418	25.370	20.960	22.088	189.1	2:25.479
3	1:05.947	23.868	20.403	21.676	183.1	3:31.426
4	1:06.246	24.195	20.544	21.507	171.7	4:37.672
5	1:05.742	24.034	20.339	21.369	181.5	5:43.414
6	1:08.659	24.752	21.531	22.376	172.0	6:52.073
7	1:06.812	24.539	20.505	21.768	180.6	7:58.885
8	1:07.474	24.241	21.124	22.109	177.6	9:06.359
9	1:06.919	24.033	20.381	22.505	177.9	10:13.278
10	1:06.263	24.298	20.518	21.447	177.3	11:19.541
11	1:05.828	23.968	20.375	21.485	180.9	12:25.369
12	1:08.004	24.480	20.813	22.711	178.8	13:33.373
13	1:06.588	23.886	20.557	22.145	181.2	14:39.961
14	1:05.400	23.466	20.252	21.682	179.4	15:45.361

44  Hans Joachim STUCK						
Audi V8						
Lap	Time	Sector 1	Sector 2	Sector 3	T.Spd	Elapsed
1	1:04.975	26.481	18.822	19.672		1:04.975
2	58.983	21.273	18.572	19.138	221.3	2:03.958
3	57.569	<span style="background-color: #90EE90;">20.737</span>	<span style="background-color: #90EE90;">17.846</span>	18.986	222.7	3:01.527
4	58.101	20.899	17.916	19.286	220.9	3:59.628
5	<span style="background-color: #90EE90;">57.463</span>	20.814	17.886	<span style="background-color: #90EE90;">18.763</span>	222.2	4:57.091
6	58.847	21.184	18.680	18.983	220.0	5:55.938
7	57.971	20.924	17.897	19.150	221.8	6:53.909
8	57.823	21.111	17.872	18.840	219.5	7:51.732
9	58.900	21.071	18.486	19.343	218.6	8:50.632
10	59.310	21.255	18.464	19.591	217.3	9:49.942
11	59.583	21.471	18.362	19.750	215.6	10:49.525
12	59.427	21.470	18.384	19.573	215.6	11:48.952
13	59.199	21.406	18.529	19.264	216.0	12:48.151
14	59.402	21.352	18.296	19.754	215.1	13:47.553
15	59.104	21.396	18.472	19.236	214.7	14:46.657
16	58.383	21.136	18.144	19.103	217.3	15:45.040
17	58.572	21.089	18.079	19.404	215.1	16:43.612
18	58.468	21.129	18.252	19.087	214.3	17:42.080
19	59.140	21.415	18.417	19.308	215.6	18:41.220
20	59.839	21.414	18.495	19.930	219.1	19:41.059
21	59.740	21.498	18.607	19.635	216.0	20:40.799
22	58.157	21.159	17.900	19.098	213.9	21:38.956
23	58.684	21.113	18.035	19.536	220.0	22:37.640
24	58.624	21.149	18.047	19.428	218.2	23:36.264
25	57.983	21.076	18.000	18.907	219.1	24:34.247
26	58.270	20.888	18.370	19.012	218.6	25:32.517
27	58.365	21.384	17.928	19.053	217.3	26:30.882
28	58.311	21.232	17.998	19.081	217.3	27:29.193

50  Thorsten HORN						
BMW E30 325i Gr. A						
Lap	Time	Sector 1	Sector 2	Sector 3	T.Spd	Elapsed
1	1:16.868	32.806	21.687	22.375		1:16.868
2	1:08.540	24.514	21.700	22.326	174.5	2:25.408
3	1:08.182	24.608	21.155	22.419	175.6	3:33.590
4	1:08.411	24.374	21.450	22.587	183.4	4:42.001
5	1:10.214	24.741	21.437	24.036	177.9	5:52.215
6	1:11.466	26.306	21.415	23.745	168.5	7:03.681
7	1:11.238	25.835	21.527	23.876	161.9	8:14.919
8	1:09.692	25.279	21.265	23.148	170.6	9:24.611
9	1:07.909	24.300	21.065	22.544	180.0	10:32.520
10	1:09.037	25.441	21.126	22.470	178.8	11:41.557
11	<span style="background-color: #90EE90;">1:07.848</span>	<span style="background-color: #90EE90;">24.275</span>	20.815	22.758	180.9	12:49.405
12	1:08.633	25.001	21.254	22.378	173.4	13:58.038
13	1:09.997	25.272	21.599	23.126	171.2	15:08.035
14	1:09.196	25.327	21.259	22.610	154.7	16:17.231
15	1:09.785	25.153	22.141	22.491	164.6	17:27.016
16	1:10.441	24.971	21.557	23.913	174.8	18:37.457



## Race 2 Sector Analysis

— Invalidated Lap   ■ Personal Best   ■ Session Best   P Crossing the pit lane

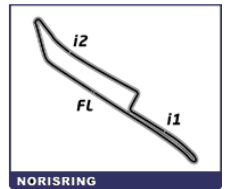
Lap	Time	Sector 1	Sector 2	Sector 3	T.Sp	Elapsed	Lap	Time	Sector 1	Sector 2	Sector 3	T.Sp	Elapsed
17	1:13.580	26.619	24.018	22.943	169.3	19:51.037	23	1:00.361	22.017	18.722	19.622		23:49.682
18	1:08.390	24.720	20.840	22.830	173.6	20:59.427	24	1:01.475	22.568	18.545	20.362	187.8	24:51.157
19	1:08.703	24.468	20.926	23.309	180.6	22:08.130	25	1:01.774	22.245	18.752	20.777	188.2	25:52.931
20	1:08.165	24.762	21.140	22.263	177.3	23:16.295	26	1:01.024	22.439	18.577	20.008	193.9	26:53.955
21	1:08.028	24.702	20.849	22.477	179.1	24:24.323							
22	1:08.355	24.782	21.172	22.401	173.4	25:32.678							
23	1:09.298	24.879	20.607	23.812	181.8	26:41.976							
24	1:07.942	25.152	20.933	21.857	175.9	27:49.918							

75 <b>Albrecht KAMENZIN</b> BMW 325						
1	1:14.253	31.817	20.361	22.075		1:14.253
2	1:07.130	24.629	20.814	21.687	183.7	2:21.383
3	1:06.319	24.861	20.061	21.397	162.7	3:27.702
4	1:05.150	23.517	20.485	21.148	167.4	4:32.852
5	1:04.632	23.432	19.626	21.574	175.0	5:37.484
6	1:04.646	23.328	19.788	21.530	180.3	6:42.130
7	1:07.823	24.268	20.890	22.665	178.5	7:49.953
8	1:05.398	23.275	20.434	21.689	182.1	8:55.351
9	1:04.624	23.343	19.732	21.549	191.2	9:59.975
10	1:06.796	24.579	20.677	21.540	172.2	11:06.771
11	1:05.050	24.104	19.599	21.347	173.9	12:11.821
12	1:04.750	23.783	19.800	21.167	174.2	13:16.571
13	1:05.181	23.426	19.837	21.918	193.2	14:21.752
14	1:04.819	23.561	19.792	21.466		15:26.571
15	1:05.599	24.149	19.997	21.453	177.0	16:32.170
16	1:05.458	23.624	20.079	21.755	181.5	17:37.628
17	1:07.449	24.036	20.051	23.362	175.6	18:45.077
18	1:04.845	23.509	19.711	21.625	188.8	19:49.922
19	1:04.710	23.619	19.605	21.486	183.1	20:54.632
20	1:04.365	23.285	19.809	21.271	183.1	21:58.997
21	1:07.243	25.066	19.754	22.423	183.4	23:06.240
22	1:05.024	23.899	19.638	21.487	174.8	24:11.264
23	1:05.365	23.583	19.989	21.793	183.7	25:16.629
24	1:05.319	23.987	19.994	21.338	179.1	26:21.948
25	1:04.607	24.020	19.564	21.023	179.4	27:26.555

77 <b>André NÖSSE</b> BMW M3 E30 Gruppe A						
1	1:11.145	30.121	20.103	20.921		1:11.145
2	1:02.911	23.264	19.347	20.300	194.6	2:14.056
3	1:01.747	22.549	19.143	20.055	194.2	3:15.803
4	1:01.627	22.403	18.957	20.267	201.5	4:17.430
5	1:01.299	22.258	18.968	20.073		5:18.729
6	1:01.675	22.440	18.974	20.261	203.4	6:20.404
7	1:01.381	22.201	18.950	20.230	202.2	7:21.785
8	1:00.802	22.079	18.767	19.956	200.7	8:22.587
9	1:01.730	22.417	19.074	20.239	201.9	9:24.317
10	1:01.315	21.901	19.075	20.339	200.0	10:25.632
11	1:01.292	22.328	18.935	20.029	199.3	11:26.924
12	1:01.720	22.500	18.870	20.350		12:28.644
13	1:02.459	22.604	19.290	20.565	185.9	13:31.103
14	1:02.627	22.859	19.185	20.583	194.6	14:33.730
15	1:01.987	22.634	19.096	20.257	193.2	15:35.717
16	1:01.587	22.384	18.903	20.300		16:37.304
17	1:02.921	22.563	18.935	21.423		17:40.225
18	1:02.487	22.799	19.129	20.559	185.2	18:42.712
19	1:03.424	22.738	19.768	20.918	191.5	19:46.136
20	1:01.161	22.397	18.745	20.019	195.3	20:47.297
21	1:01.168	22.292	18.923	19.953	198.5	21:48.465
22	1:00.856	21.916	18.825	20.115	199.3	22:49.321

85 <b>Gerhard FÜLLER</b> OPEL Vectra STW						
1	1:04.043	25.785	19.041	19.217		1:04.043
2	59.142	21.940	18.107	19.095	211.8	2:03.185
3	57.787	21.032	17.972	18.783	212.2	3:00.972
4	57.420	20.768	17.974	18.678	214.7	3:58.392
5	57.408	20.491	17.904	19.013	214.7	4:55.800
6	57.569	20.983	17.715	18.871		5:53.369
7	57.441	20.640	17.642	19.159	215.1	6:50.810
8	57.111	20.780	17.561	18.770		7:47.921
9	57.209	20.656	17.835	18.718		8:45.130
10	57.043	20.747	17.631	18.665	213.4	9:42.173
11	57.428	20.936	17.753	18.739	214.7	10:39.601
12	57.721	20.350	18.096	19.275	216.9	11:37.322
13	58.296	21.532	17.900	18.864	215.1	12:35.618
14	1:01.944	21.901	18.234	21.809		13:37.562
15	1:01.424	22.692	18.397	20.335	204.5	14:38.986
16	1:00.105	21.632	18.321	20.152	210.5	15:39.091
17	1:00.502	22.042	18.155	20.305	210.1	16:39.593
18	1:00.052	21.542	18.056	20.454	219.5	17:39.645
19	1:00.603	21.949	18.554	20.100	210.5	18:40.248
20	1:00.946	22.122	18.690	20.134	213.9	19:41.194
21	59.293	21.503	18.122	19.668		20:40.487
22	59.732	21.578	18.589	19.565	210.1	21:40.219
23	1:00.427	21.950	18.504	19.973	208.5	22:40.646
24	1:00.908	21.939	18.830	20.139	207.3	23:41.554
25	59.957	21.715	18.528	19.714	210.9	24:41.511
26	59.094	21.353	18.096	19.645	212.2	25:40.605
27	59.151	21.366	18.139	19.646	211.4	26:39.756
28	59.199	21.531	18.222	19.446	211.4	27:38.955

88 <b>Peter ZIMMERMANN</b> BMW 325i Gruppe A						
1	1:13.623	31.042	20.574	22.007		1:13.623
2	1:07.669	24.954	20.834	21.881	187.2	2:21.292
3	1:07.351	25.250	20.397	21.704	177.0	3:28.643
4	1:06.642	24.504	20.331	21.807	173.1	4:35.285
5	1:07.724	24.884	20.661	22.179	170.3	5:43.009
6	1:07.787	24.754	20.688	22.345	173.6	6:50.796
7	1:07.623	25.373	20.063	22.187	181.2	7:58.419
8	1:07.202	24.213	20.476	22.513	191.5	9:05.621
9	1:06.143	24.081	19.966	22.096	185.9	10:11.764
10	1:06.961	24.486	20.419	22.056	178.5	11:18.725
11	1:06.371	24.284	20.058	22.029	182.7	12:25.096
12	1:08.005	24.399	20.530	23.076	186.9	13:33.101
13	1:06.678	23.984	20.168	22.526	186.5	14:39.779
14	1:09.237	24.386	20.400	24.451	178.5	15:49.016
15	1:10.241	26.063	21.476	22.702	157.0	16:59.257
16	1:13.793	26.843	22.457	24.493	157.0	18:13.050
17	1:10.268	27.063	20.375	22.830	148.6	19:23.318
18	1:11.246	26.280	21.170	23.796	162.9	20:34.564
19	1:13.259	26.720	24.198	22.341	158.1	21:47.823
20	1:07.558	24.735	20.598	22.225	172.5	22:55.381
21	1:08.021	24.740	20.607	22.674	169.5	24:03.402
22	1:06.333	24.425	20.288	21.620	176.5	25:09.735
23	1:07.991	25.514	20.334	22.143	165.6	26:17.726



## Race 2 Sector Analysis

— Invalidated Lap    ■ Personal Best    ■ Session Best    P Crossing the pit lane

Lap	Time	Sector 1	Sector 2	Sector 3	T.Spd	Elapsed	Lap	Time	Sector 1	Sector 2	Sector 3	T.Spd	Elapsed
24	1:06.412	24.680	19.980	21.752	179.1	27:24.138							
<b>99</b>		<b>Thomas WANDEL</b>					<b>444</b>		<b>Anthon WERNER</b>				
Audi 200 Quattro						Audi 200							
1	1:09.510	28.179	21.270	20.061		1:09.510	1	1:04.744	26.911	18.695	19.138		1:04.744
2	1:00.497	22.253	18.923	<b>19.321</b>	177.9	2:10.007	2	<b>55.822</b>	<b>20.090</b>	17.549	18.183	219.5	2:00.566
3	1:00.184	<b>21.458</b>	19.162	19.564	185.2	3:10.191	3	55.896	20.194	<b>17.307</b>	18.395	216.0	2:56.462
4	59.765	21.867	18.231	19.667	187.2	4:09.956	4	56.870	20.595	17.662	18.613	199.3	3:53.332
5	59.890	22.192	18.353	19.345	184.6	5:09.846	5	56.830	20.644	17.572	18.614	215.1	4:50.162
6	<b>59.478</b>	21.583	18.109	19.786	185.2	6:09.324	6	57.776	20.742	17.798	19.236	222.2	5:47.938
7	1:00.318	21.975	18.513	19.830	180.0	7:09.642	7	58.402	21.195	18.492	18.715	214.7	6:46.340
8	1:00.615	22.027	18.633	19.955	185.2	8:10.257	8	57.362	20.555	17.966	18.841	209.7	7:43.702
9	1:00.664	21.825	18.594	20.245	182.1	9:10.921	9	56.801	20.748	17.441	18.612	216.4	8:40.503
10	1:01.151	22.099	18.819	20.233	174.2	10:12.072	10	57.485	20.512	17.772	19.201	219.5	9:37.988
11	59.962	21.768	18.268	19.926	180.9	11:12.034	11	56.301	20.675	17.544	18.082	222.2	10:34.289
12	59.774	21.777	18.391	19.606	184.0	12:11.808	12	58.076	21.643	17.698	18.735	208.1	11:32.365
13	1:00.156	21.738	18.276	20.142	183.7	13:11.964	13	56.458	20.647	17.521	18.290	216.9	12:28.823
14	1:00.321	21.972	18.480	19.869	187.5	14:12.285	14	56.943	20.765	17.713	18.465	213.0	13:25.766
15	1:00.311	22.140	18.308	19.863	180.6	15:12.596	15	57.094	20.407	17.976	18.711	223.6	14:22.860
16	1:01.063	21.959	19.152	19.952	184.9	16:13.659	16	57.989	20.767	17.968	19.254	214.7	15:20.849
17	1:00.253	22.083	18.411	19.759	175.9	17:13.912	17	57.598	21.027	17.913	18.658	217.7	16:18.447
18	1:00.244	22.276	<b>18.092</b>	19.876	186.2	18:14.156	18	56.809	20.884	17.532	18.393	204.5	17:15.256
19	1:01.582	22.233	18.331	21.018	180.9	19:15.738	19	56.524	20.542	17.557	18.425	205.7	18:11.780
20	1:01.259	22.347	18.739	20.173	182.1	20:16.997	20	58.888	21.827	17.860	19.201	198.9	19:10.668
21	1:00.386	22.049	18.260	20.077	174.5	21:17.383	21	57.624	21.310	17.807	18.507	212.6	20:08.292
22	1:00.057	21.594	18.540	19.923	185.9	22:17.440	22	56.745	20.637	17.383	18.725	215.1	21:05.037
23	1:00.684	22.064	18.291	20.329	177.3	23:18.124	23	57.010	20.358	17.887	18.765	220.9	22:02.047
24	1:01.824	22.524	18.483	20.817	184.0	24:19.948	24	56.927	20.344	17.797	18.786	223.1	22:58.974
25	1:01.256	22.457	18.734	20.065	167.4	25:21.204	25	55.847	20.372	17.418	<b>18.057</b>	219.1	23:54.821
26	1:00.750	22.174	18.957	19.619	176.8	26:21.954	26	56.482	20.251	17.862	18.369	223.6	24:51.303
27	1:01.050	22.478	18.872	19.700	176.8	27:23.004	27	57.873	20.592	18.099	19.182	218.6	25:49.176
							28	59.696	21.722	18.021	19.953	204.5	26:48.872
<b>111</b>		<b>Nico WITTMANN</b>											
BMW M3 E30 DTM													
1	1:08.933	28.490	20.214	20.229		1:08.933							
2	59.715	21.590	18.697	19.428	210.1	2:08.648							
3	1:00.174	21.857	18.727	19.590	208.9	3:08.822							
4	59.693	21.831	18.464	19.398	209.3	4:08.515							
5	59.097	21.534	18.105	19.458	209.3	5:07.612							
6	59.448	21.647	18.338	19.463	211.4	6:07.060							
7	58.819	21.443	18.085	19.291	206.9	7:05.879							
8	58.978	21.627	<b>18.000</b>	19.351	209.7	8:04.857							
9	59.442	21.661	18.239	19.542	208.1	9:04.299							
10	58.742	21.336	18.096	19.310	210.1	10:03.041							
11	59.593	21.736	18.397	19.460	209.3	11:02.634							
12	58.790	21.323	18.158	19.309	208.9	12:01.424							
13	<b>58.637</b>	<b>21.129</b>	18.153	19.355	208.5	13:00.061							
14	1:00.684	21.393	18.281	21.010	206.9	14:00.745							
15	59.975	22.079	18.471	19.425	199.6	15:00.720							
16	59.116	21.572	18.165	19.379	206.5	15:59.836							
17	59.056	21.510	18.290	19.256	207.3	16:58.892							
18	58.867	21.248	18.265	19.354	208.5	17:57.759							
19	1:00.411	22.280	18.680	19.451	206.5	18:58.170							
20	59.478	21.662	18.325	19.491	206.5	19:57.648							
21	59.552	21.526	18.421	19.605	205.3	20:57.200							
22	59.939	21.722	18.655	19.562	207.7	21:57.139							
23	58.978	21.408	18.232	19.338	205.7	22:56.117							
24	59.268	21.588	18.293	19.387	206.5	23:55.385							
25	58.779	21.350	18.149	19.280	210.5	24:54.164							
26	58.837	21.229	18.203	19.405	208.1	25:53.001							
27	58.924	21.493	18.185	<b>19.246</b>		26:51.925							