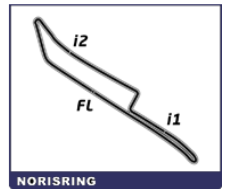


## Qualifying 2 Sector Analysis

— Invalidated Lap    ■ Personal Best    ■ Session Best    P Crossing the pit lane

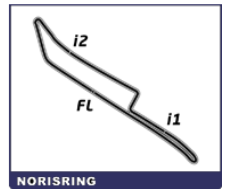
Lap	Time	Sector 1	Sector 2	Sector 3	T.Spd	Elapsed	Lap	Time	Sector 1	Sector 2	Sector 3	T.Spd	Elapsed
<b>2</b> <b>Ronny SCHEER</b> Opel Calibra 2,5 V6 4x4 ITC							<b>10</b> <b>Rene RUCH</b> BMW M3 E30 DTM						
1	2:52.271	2:10.382	21.866	20.023	113.0	2:52.271	1	2:10.552	1:20.843	24.407	25.302	103.9	2:10.552
2	1:01.872	22.783	19.563	19.526	179.4	3:54.143	2	1:07.483	25.645	21.337	20.501	143.2	3:18.035
3	1:03.934	22.153	22.001	19.780	203.0	4:58.077	3	1:06.160	21.711	23.138	21.311	198.5	4:24.195
4	<b>59.971</b>	21.489	19.728	<b>18.754</b>	221.3	5:58.048	4	1:00.792	21.923	19.577	19.292	198.5	5:24.987
5	1:00.860	<b>21.457</b>	20.053	19.350	216.0	6:58.908	5	1:00.892	20.795	20.612	19.485	215.1	6:25.879
6	1:18.462P	22.187	<b>19.183</b>	37.092	222.7	8:17.370	6	1:00.569	21.597	19.848	19.124	191.8	7:26.448
<b>3</b> <b>Kris NISSEN</b> BMW E30 M3 DTM ex Schnitzer Nissen							7 59.756 21.338 19.517 18.901 205.7 8:26.204						
1	1:44.205	1:01.004	20.617	22.584	126.6	1:44.205	8	58.417	20.829	18.814	18.774	213.0	9:24.621
2	1:00.424	22.204	18.614	19.606	204.9	2:44.629	9	57.858	20.775	18.447	18.636	215.6	10:22.479
3	1:01.853	21.724	20.292	19.837	216.4	3:46.482	10	<b>57.614</b>	20.668	18.307	18.639		11:20.093
4	1:29.484P	22.069	20.818	46.597	212.2	5:15.966	11	57.938	20.744	18.724	<b>18.470</b>	214.7	12:18.031
5	5:42.556	5:02.004	21.357	19.195	142.3	10:58.522	12	57.776	20.565	18.231	18.980	220.4	13:15.807
6	59.146	20.786	19.362	18.998	220.9	11:57.668	13	58.897	<b>20.430</b>	19.568	18.899	217.3	14:14.704
7	59.359	20.675	19.073	19.611	220.9	12:57.027	14	58.480	20.818	<b>18.202</b>	19.460	206.5	15:13.184
8	57.708	20.686	18.132	18.890	217.3	13:54.735	15	58.755	21.875	18.354	18.526	194.6	16:11.939
9	57.705	20.778	18.025	18.902	219.5	14:52.440	16	59.004	20.978	19.305	18.721	209.7	17:10.943
10	<b>57.230</b>	<b>20.569</b>	<b>17.807</b>	<b>18.854</b>	220.0	15:49.670	17	59.207	20.438	19.777	18.992	223.6	18:10.150
11	1:02.794	22.475	20.278	20.041	203.4	16:52.464	18	1:07.476	20.882	21.601	24.993	209.7	19:17.626
12	57.559	20.602	18.081	18.876	222.7	17:50.023	19	1:52.511P	34.375	30.468	47.668	96.8	21:10.137
13	1:26.819P	22.275	23.285	41.259	213.0	19:16.842							
<b>6</b> <b>Peter SCHUMANN</b> BMW 635CSI							<b>19</b> <b>Klaus HOFFMANN</b> Opel Astra Coupe DTM V8						
1	2:37.804	1:41.719	28.562	27.523		2:37.804	1	2:07.253	50.248	29.326	47.679	126.0	2:07.253
2	1:10.877	27.634	20.999	22.244	149.2	3:48.681	2	1:05.614	26.061	19.433	20.120	143.8	3:12.867
3	1:20.699	23.544	30.769	26.386	200.0	5:09.380	3	1:03.397	20.566	22.569	20.262	225.0	4:16.264
4	1:29.143	24.756	42.139	22.248	160.5	6:38.523	4	56.931	19.753	19.438	<b>17.740</b>	252.3	5:13.195
5	1:04.191	22.864	20.859	20.468	204.5	7:42.714	5	56.264	19.814	18.377	18.073	244.9	6:09.459
6	1:02.951	22.316	19.943	20.692	206.5	8:45.665	6	2:15.792P	19.781	18.685	1:37.326	260.9	8:25.251
7	1:02.408	22.401	19.761	<b>20.246</b>	204.9	9:48.073	7	1:13.615	37.822	17.976	17.817	175.6	9:38.866
8	1:04.577	22.440	20.717	21.420	207.3	10:52.650	8	<b>55.159</b>	<b>19.691</b>	<b>17.576</b>	17.892	237.9	10:34.025
9	1:02.975	22.606	20.121	20.248	203.4	11:55.625							
10	1:03.175	<b>22.046</b>	19.916	21.213	207.7	12:58.800							
11	1:05.515	23.374	21.475	20.666	201.9	14:04.315							
12	1:03.267	22.462	19.940	20.865	207.7	15:07.582							
13	<b>1:02.198</b>	22.088	<b>19.623</b>	20.487	206.9	16:09.780							
14	1:10.489	22.568	20.355	27.566	201.5	17:20.269							
15	1:51.505P	33.227	34.823	43.455	117.0	19:11.774							
<b>7</b> <b>Bruno SPENGLER</b> BMW E36 STW							<b>23</b> <b>Moritz HORN</b> ALPINA M3 E30 Gr. A DTM						
1	4:21.363	3:35.330	24.851	21.182	135.0	4:21.363	1	1:55.314	1:09.009	22.681	23.624	115.0	1:55.314
2	1:00.807	21.431	20.197	19.179	206.5	5:22.170	2	1:06.001	25.017	20.298	20.686	169.8	3:01.315
3	1:02.961	21.401	22.419	19.141	203.0	6:25.131	3	1:21.491	22.064	37.738	21.689	199.3	4:22.806
4	1:01.201	21.162	20.518	19.521	206.1	7:26.332	4	1:02.021	22.262	19.803	19.956	198.5	5:24.827
5	1:12.215	27.100	25.913	19.202	188.8	8:38.547	5	1:02.035	22.002	20.297	19.736	199.6	6:26.862
6	58.197	20.838	18.591	18.768	203.4	9:36.744	6	1:00.804	21.655	19.624	19.525	208.9	7:27.666
7	57.290	20.829	17.916	18.545	210.5	10:34.034	7	1:03.429	23.393	20.568	19.468	198.5	8:31.095
8	58.307	20.885	18.651	18.771	210.1	11:32.341	8	1:00.010	21.675	18.979	19.356	206.1	9:31.105
9	<b>56.985</b>	<b>20.623</b>	<b>17.875</b>	<b>18.487</b>	210.1	12:29.326	9	1:13.543P	21.387	18.717	33.439	211.4	10:44.648
10	1:20.717P	21.488	19.046	40.183	204.2	13:50.043	10	1:42.147	1:04.251	18.726	19.170	141.7	12:26.795
11	4:24.161	3:46.063	19.012	19.086	139.2	18:14.204	11	58.915	21.321	18.541	19.053	212.2	13:25.710
12	1:33.837P	20.761	22.789	50.287	200.0	19:48.041	12	58.886	21.192	18.477	19.217	210.9	14:24.596
							13	58.496	21.180	18.356	18.960	214.7	15:23.092
							14	59.709	21.180	18.895	19.634	212.2	16:22.801
							15	<b>58.112</b>	<b>21.054</b>	<b>18.274</b>	<b>18.784</b>	214.7	17:20.913
							16	1:00.606	22.506	19.020	19.080	194.2	18:21.519
							17	1:29.431P	21.324	19.033	49.074	213.0	19:50.950
<b>24</b> <b>Willy SALZGEBER</b> Audi A4 STW													
1	1:46.429	1:01.903	21.339	23.187	118.4	1:46.429							
2	1:10.138	24.431	23.232	22.475	159.8	2:56.567							
3	1:03.459	22.478	20.543	20.438	202.2	4:00.026							
4	1:02.964	21.613	20.969	20.382	209.3	5:02.990							



## Qualifying 2 Sector Analysis




— Invalidated Lap    ■ Personal Best    ■ Session Best    P Crossing the pit lane

Lap	Time	Sector 1	Sector 2	Sector 3	T.Sp	Elapsed	Lap	Time	Sector 1	Sector 2	Sector 3	T.Sp	Elapsed
<b>25</b> <b>Andy CHAN</b> BMW M3 E30													
1	2:37.956	1:42.568	29.079	26.309		2:37.956							
2	1:12.177	26.265	22.475	23.437	156.7	3:50.133							
3	1:57.474 P	24.640	24.222	1:08.612	177.9	5:47.607							
4	1:36.075	47.565	24.259	24.251	118.4	7:23.682							
5	1:10.793	25.645	22.382	22.766	168.5	8:34.475							
6	1:09.391	24.455	22.475	22.461	174.2	9:43.866							
7	1:09.400	24.258	22.341	22.801	181.8	10:53.266							
8	<b>1:08.449</b>	24.266	22.069	<b>22.114</b>	176.2	12:01.715							
9	1:09.390	24.331	21.942	23.117	178.8	13:11.105							
10	2:14.988 P	24.450	22.565	1:27.973	171.7	15:26.093							
11	1:35.647	51.047	22.124	22.476	115.3	17:01.740							
12	1:08.545	24.261	<b>21.782</b>	22.502	180.0	18:10.285							
13	1:11.668	<b>23.656</b>	22.442	25.570	184.3	19:21.953							
14	2:00.313 P	37.792	32.988	49.533	88.2	21:22.266							
<b>44</b> <b>Hans Joachim STUCK</b> Audi V8													
1	2:33.116	1:49.319	21.784	22.013	119.3	2:33.116							
2	1:01.957	22.738	19.735	19.484	196.4	3:35.073							
3	1:22.363 P	21.350	19.793	41.220	220.4	4:57.436							
4	2:59.442	2:16.181	23.481	19.780	116.0	7:56.878							
5	59.084	21.187	18.873	19.024	220.4	8:55.962							
6	<b>58.609</b>	<b>20.859</b>	<b>18.824</b>	<b>18.926</b>	222.2	9:54.571							
7	1:33.454 P	23.921	25.438	44.095	175.0	11:28.025							
<b>50</b> <b>Thorsten HORN</b> BMW E30 325i Gr. A													
1	2:07.800	1:01.002	32.174	34.624	104.2	2:07.800							
2	1:17.712	31.042	22.810	23.860	143.2	3:25.512							
3	1:14.332	25.575	24.260	24.497	176.5	4:39.844							
4	1:12.589	25.774	23.855	22.960	178.8	5:52.433							
5	1:10.973	<b>24.103</b>	23.974	22.896	180.0	7:03.406							
6	1:10.505	25.543	22.161	22.801	172.2	8:13.911							
7	1:09.720	24.589	22.226	22.905	175.9	9:23.631							
8	1:10.939	24.212	22.227	24.500	186.9	10:34.570							
9	1:12.042	24.883	22.513	24.646	171.4	11:46.612							
10	1:10.790	26.188	22.169	22.433	152.1	12:57.402							
11	1:09.285	24.368	<b>21.793</b>	23.124	173.9	14:06.687							
12	1:09.529	24.149	22.139	23.241	189.5	15:16.216							
13	1:10.061	24.700	22.620	22.741	177.0	16:26.277							
14	<b>1:08.925</b>	24.735	21.883	<b>22.307</b>	177.3	17:35.202							
15	1:11.863	24.272	23.597	23.994	185.9	18:47.065							
16	1:51.011 P	24.882	35.079	51.050	175.0	20:38.076							
<b>75</b> <b>Albrecht KAMENZIN</b> BMW 325													
1	2:30.514	1:33.868	28.463	28.183		2:30.514							
2	1:13.700	27.425	22.667	23.608	146.7	3:44.214							
3	1:18.453	25.711	28.625	24.117	180.9	5:02.667							
4	1:08.894	24.508	22.348	22.038	183.7	6:11.561							
5	1:09.710	25.447	22.321	21.942	162.7	7:21.271							
6	1:07.555	24.085	21.646	21.824	181.5	8:28.826							
7	1:08.147	24.470	21.546	22.131	186.2	9:36.973							
8	<b>1:05.424</b>	<b>23.521</b>	<b>20.594</b>	<b>21.309</b>	188.2	10:42.397							
9	1:06.302	23.581	20.920	21.801	189.5	11:48.699							
10	1:08.677	24.595	21.809	22.273	157.4	12:57.376							
11	1:27.461 P	23.529	21.295	42.637	190.5	14:24.837							
12	2:40.733	1:57.496	21.681	21.556	125.0	17:05.570							
<b>77</b> <b>André NÖSSE</b> BMW M3 E30 Gruppe A													
1	3:13.177	2:25.387	22.789	25.001	114.8	3:13.177							
2	1:13.471	25.662	24.014	23.795	155.2	4:26.648							
3	1:05.408	24.070	20.646	20.692	181.8	5:32.056							
4	1:04.845	22.615	21.668	20.562	199.3	6:36.901							
5	<b>1:02.343</b>	<b>22.483</b>	19.489	20.371	200.7	7:39.244							
6	1:45.884 P	22.870	20.744	1:02.270	191.5	9:25.128							
7	1:19.075	37.593	20.856	20.626	138.3	10:44.203							
8	1:02.498	22.514	20.110	<b>19.874</b>	198.5	11:46.701							
9	8:53.806 P	22.512	<b>19.392</b>	8:11.902	196.7	20:40.507							
<b>85</b> <b>Gerhard FÜLLER</b> OPEL Vectra STW													
1	2:39.581	1:56.487	21.422	21.672	101.5	2:39.581							
2	1:06.183	24.752	20.693	20.738	170.1	3:45.764							
3	1:32.690 P	23.551	22.708	46.431	194.2	5:18.454							
4	2:07.006	1:27.092	20.482	19.432	139.7	7:25.460							
5	59.955	21.398	19.589	18.968	204.5	8:25.415							
6	58.543	20.756	18.984	18.803	215.1	9:23.958							
7	58.236	<b>20.611</b>	18.824	18.801	215.6	10:22.194							
8	58.585	21.228	18.633	18.724	215.1	11:20.779							
9	57.861	20.786	18.469	<b>18.606</b>	216.4	12:18.640							
10	<b>57.830</b>	20.748	<b>18.419</b>	18.663	220.4	13:16.470							
11	1:30.071 P	22.985	24.855	42.231	187.5	14:46.541							
<b>88</b> <b>Peter ZIMMERMANN</b> BMW 325i Gruppe A													
1	2:32.231	1:35.875	28.514	27.842		2:32.231							
2	1:10.449	26.527	21.535	22.387	164.1	3:42.680							
3	1:07.303	24.349	21.261	21.693	187.2	4:49.983							
4	1:08.822	24.361	22.477	21.984	191.8	5:58.805							
5	1:07.478	24.496	21.160	21.822	190.8	7:06.283							
6	1:07.552	24.272	21.375	21.905	197.1	8:13.835							
7	1:06.712	23.735	20.986	21.991	195.3	9:20.547							
8	1:06.449	23.977	21.326	21.146	193.5	10:26.996							
9	1:05.776	24.099	20.277	21.400	186.2	11:32.772							
10	1:13.101	24.884	24.988	23.229	195.7	12:45.873							
11	1:05.783	24.175	20.264	21.344	186.9	13:51.656							
12	1:17.842	27.009	25.480	25.353	182.4	15:09.498							
13	1:05.533	23.861	20.079	21.593	187.2	16:15.031							
14	<b>1:04.728</b>	<b>23.706</b>	<b>20.039</b>	<b>20.983</b>	181.5	17:19.759							
15	1:26.853	26.953	27.798	32.102	173.1	18:46.612							
16	2:08.040 P	36.562	36.166	55.312	103.0	20:54.652							



## Qualifying 2 Sector Analysis

— Invalidated Lap    ■ Personal Best    ■ Session Best    P Crossing the pit lane

Lap	Time	Sector 1	Sector 2	Sector 3	T.Sp	Elapsed	Lap	Time	Sector 1	Sector 2	Sector 3	T.Sp	Elapsed
<b>99</b>  <b>Thomas WANDEL</b> Audi 200 Quattro													
1	2:40.747	1:57.055	21.923	21.769	101.4	2:40.747							
2	1:09.042	25.294	21.106	22.642	153.6	3:49.789							
3	1:31.281P	23.176	22.157	45.948	183.1	5:21.070							
4	1:36.155	54.876	20.494	20.785	150.0	6:57.225							
5	1:02.768	22.040	19.882	20.846	186.2	7:59.993							
6	1:02.329	22.294	19.866	20.169	171.7	9:02.322							
7	1:01.351	21.665	19.586	20.100	189.5	10:03.673							
8	1:02.504	21.617	20.112	20.775	191.5	11:06.177							
9	1:02.102	22.085	20.147	19.870	181.8	12:08.279							
10	1:01.445	21.812	19.867	19.766	183.1	13:09.724							
11	1:00.953	21.610	19.638	<b>19.705</b>	186.5	14:10.677							
12	1:02.257	<b>21.497</b>	20.137	20.623	187.2	15:12.934							
13	1:01.723	22.413	<b>19.224</b>	20.086	175.6	16:14.657							
14	<b>1:00.917</b>	21.780	19.263	19.874	188.8	17:15.574							
15	1:03.375	22.118	20.316	20.941	180.6	18:18.949							
16	1:34.831P	22.006	20.460	52.365	179.1	19:53.780							
<b>111</b>  <b>Herbert WITTMANN</b> BMW M3 E30 DTM													
1	3:11.625	2:28.250	21.217	22.158	132.2	3:11.625							
2	1:12.941	23.033	27.261	22.647	186.9	4:24.566							
3	1:02.064	22.717	19.643	19.704	194.9	5:26.630							
4	1:01.679	21.788	19.466	20.425	207.7	6:28.309							
5	1:00.970	22.130	19.266	19.574	193.9	7:29.279							
6	1:02.706	22.084	20.706	19.916	206.9	8:31.985							
7	1:00.592	21.689	19.424	19.479	207.3	9:32.577							
8	59.669	21.602	18.777	19.290	205.3	10:32.246							
9	1:18.989P	21.898	19.448	37.643	207.7	11:51.235							
10	2:56.613	2:17.698	19.272	19.643	136.4	14:47.848							
11	59.940	21.791	18.744	19.405	206.9	15:47.788							
12	<b>58.720</b>	<b>21.082</b>	18.519	<b>19.119</b>	205.3	16:46.508							
13	58.977	21.414	<b>18.388</b>	19.175	203.8	17:45.485							
14	1:18.312P	21.245	18.462	38.605	206.1	19:03.797							
<b>444</b>  <b>Anthon WERNER</b> Audi 200													
1	2:31.275	1:46.589	23.052	21.634	133.5	2:31.275							
2	<b>1:00.684</b>	22.035	<b>19.770</b>	<b>18.879</b>	201.1	3:31.959							
3	1:04.415	<b>20.704</b>	22.950	20.761	226.9	4:36.374							
4	1:03.460	22.350	21.324	19.786	204.9	5:39.834							
5	1:01.422	21.612	20.480	19.330	208.5	6:41.256							
6	1:16.032P	21.139	20.495	34.398	219.1	7:57.288							