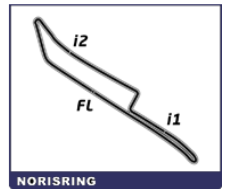


Race 1 Sector Analysis

— Invalidated Lap ■ Personal Best ■ Session Best P Crossing the pit lane

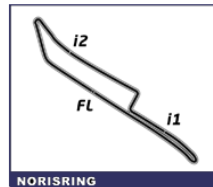
Lap	Time	Sector 1	Sector 2	Sector 3	T.Spd	Elapsed	Lap	Time	Sector 1	Sector 2	Sector 3	T.Spd	Elapsed
2 Stefan MÜCKE Opel Calibra 2,5 V6 4x4 ITC							12	1:00.406	22.196	18.236	19.974	205.7	12:09.136
1	1:10.232	30.001	20.988	19.243		1:10.232	13	59.784	21.738	18.315	19.731	201.5	13:08.920
2	58.206	21.687	17.712	18.807	205.3	2:08.438	14	1:00.654	22.061	18.749	19.844	200.7	14:09.574
3	58.141	22.479	17.386	18.276	201.5	3:06.579	15	1:02.389	22.353	18.881	21.155	198.5	15:11.963
4	1:20.062P	20.577	17.232	42.253	230.3	4:26.641	16	1:26.586	25.849	28.086	32.651	168.2	16:38.549
5	12:10.373	...	28.075	32.342	100.1	16:37.014	17	1:34.820	36.949	28.602	29.269	88.4	18:13.369
6	1:34.996	36.468	28.948	29.580	91.5	18:12.010	18	1:30.802	36.288	30.722	23.792	88.7	19:44.171
7	1:30.002	35.809	31.156	23.037	101.5	19:42.012	19	1:00.254	21.853	18.583	19.818	204.5	20:44.425
8	57.239	20.962	17.770	18.507	225.5	20:39.251	20	1:00.176	21.917	18.299	19.960	206.9	21:44.601
9	55.722	20.294	17.325	18.103	229.3	21:34.973	21	59.899	21.950	18.312	19.637	200.4	22:44.500
10	55.687	20.015	17.395	18.277	229.3	22:30.660	22	59.958	21.939	18.646	19.373	206.1	23:44.458
11	54.877	19.980	16.977	17.920	230.3	23:25.537	23	59.850	21.748	18.358	19.744	201.5	24:44.308
12	55.186	20.208	17.046	17.932	232.8	24:20.723	24	59.546	21.656	18.248	19.642	200.4	25:43.854
13	57.173	21.605	17.636	17.932	224.1	25:17.896	25	1:00.139	22.113	18.396	19.630	203.8	26:43.993
14	56.853	20.496	18.459	17.898	229.8	26:14.749							
3 Kris NISSEN BMW E30 M3 DTM ex Schnitzer Nissen							7 Bruno SPENGLER BMW E36 STW						
1	1:02.705	25.676	18.089	18.940		1:02.705	1	1:09.932	29.555	20.748	19.629		1:09.932
2	57.831	21.073	17.940	18.818	215.6	2:00.536	2	1:01.472	22.544	19.084	19.844	190.1	2:11.404
3	58.411	21.361	18.130	18.920	216.0	2:58.947	3	59.087	21.687	18.334	19.066	207.3	3:10.491
4	58.010	21.131	17.935	18.944	216.0	3:56.957	4	58.384	21.387	18.074	18.923	208.9	4:08.875
5	58.337	21.383	18.215	18.739	217.3	4:55.294	5	58.824	21.446	18.141	19.237	209.3	5:07.699
6	57.341	20.645	18.081	18.615	219.1	5:52.635	6	57.940	21.231	17.835	18.874	208.1	6:05.639
7	57.168	20.636	17.750	18.782	217.7	6:49.803	7	57.930	21.016	17.899	19.015	208.5	7:03.569
8	58.396	20.789	18.570	19.037	220.0	7:48.199	8	58.091	21.428	17.783	18.880	206.9	8:01.660
9	57.682	20.982	17.815	18.885	216.9	8:45.881	9	57.871	21.414	17.761	18.696	208.1	8:59.531
10	57.505	21.027	17.769	18.709	218.6	9:43.386	10	58.657	22.164	17.826	18.667	208.9	9:58.188
11	57.991	20.918	18.014	19.059	220.0	10:41.377	11	58.016	21.085	17.975	18.956	208.9	10:56.204
12	57.094	20.709	17.779	18.606	220.4	11:38.471	12	58.793	21.682	18.070	19.041	206.9	11:54.997
13	56.727	20.717	17.462	18.548	219.5	12:35.198	13	58.096	21.364	17.934	18.798	200.7	12:53.093
14	57.284	20.803	17.750	18.731	219.5	13:32.482	14	58.907	21.635	18.195	19.077	204.2	13:52.000
15	57.337	20.716	17.897	18.724	220.9	14:29.819	15	1:00.841	21.515	17.673	21.653	191.8	14:52.841
16	1:11.745	20.996	24.850	25.899	219.1	15:41.564	16	1:29.978	34.482	26.797	28.699	94.7	16:22.819
17	1:14.564	28.503	22.089	23.972	146.1	16:56.128	17	1:36.826	37.129	27.810	31.887	90.8	17:59.645
18	1:21.442	26.908	25.736	28.798	144.0	18:17.570	18	1:20.365	36.246	23.369	20.750	108.8	19:20.010
19	1:33.807	40.150	28.178	25.479	82.1	19:51.377	19	1:03.580	24.618	19.619	19.343	161.0	20:23.590
20	59.380	21.614	19.043	18.723	212.6	20:50.757	20	1:00.615	22.270	19.390	18.955	200.4	21:24.205
21	56.918	20.730	17.624	18.564	219.1	21:47.675	21	58.819	21.600	18.359	18.860	206.5	22:23.024
22	56.888	20.662	17.555	18.671	220.0	22:44.563	22	57.742	21.009	17.941	18.792	208.5	23:20.766
23	56.880	20.687	17.619	18.574	220.4	23:41.443	23	57.334	20.927	17.699	18.708	207.7	24:18.100
24	56.894	20.695	17.735	18.464	220.4	24:38.337	24	1:00.932	21.783	20.051	19.098	206.5	25:19.032
25	57.419	20.863	17.787	18.769	221.8	25:35.756	25	57.955	20.872	17.611	19.472	205.7	26:16.987
26	58.735	20.607	18.767	19.361	220.0	26:34.491							
6 Olaf MANTHEY BMW 635CSI							10 Rene RUCH BMW M3 E30 DTM						
1	1:08.204	28.291	19.627	20.286		1:08.204	1	1:05.014	25.997	19.603	19.414		1:05.014
2	1:00.155	22.045	18.553	19.557	198.2	2:08.359	2	58.358	21.381	17.918	19.059	203.0	2:03.372
3	1:00.828	22.575	18.616	19.637	203.8	3:09.187	3	57.668	20.658	17.993	19.017	221.3	3:01.040
4	59.617	21.851	18.250	19.516	202.6	4:08.804	4	58.184	21.663	17.751	18.770	208.1	3:59.224
5	1:00.458	22.064	18.380	20.014	202.2	5:09.262	5	58.270	20.748	18.149	19.373	215.1	4:57.494
6	59.737	21.767	18.236	19.734	200.7	6:08.999	6	58.025	20.424	18.855	18.746	209.3	5:55.519
7	59.934	21.867	18.298	19.769	204.5	7:08.933	7	57.497	20.953	17.708	18.836	213.0	6:53.016
8	59.979	22.037	18.271	19.671	202.2	8:08.912	8	58.475	20.885	17.962	19.628	209.7	7:51.491
9	59.634	21.726	18.286	19.622	198.2	9:08.546	9	57.573	21.245	17.824	18.504	207.7	8:49.064
10	1:00.572	21.674	18.913	19.985	200.4	10:09.118	10	56.537	20.508	17.579	18.450	220.0	9:45.601
11	59.612	21.684	18.313	19.615	200.4	11:08.730	11	56.984	20.784	17.419	18.781	213.0	10:42.585
							12	57.249	20.601	17.928	18.720	211.8	11:39.834
							13	56.902	20.498	17.624	18.780	219.1	12:36.736
							14	56.992	20.538	17.597	18.857	213.4	13:33.728
							15	58.281	20.916	18.804	18.561	209.7	14:32.009
							16	1:10.361	20.468	24.923	24.970	217.7	15:42.370



Race 1 Sector Analysis

— Invalidated Lap ■ Personal Best ■ Session Best P Crossing the pit lane

Lap	Time	Sector 1	Sector 2	Sector 3	T.Spd	Elapsed	Lap	Time	Sector 1	Sector 2	Sector 3	T.Spd	Elapsed
19 Klaus HOFFMANN Opel Astra Coupe DTM V8													
1	1:00.749	23.896	18.419	18.434		1:00.749							
2	55.353	20.218	17.579	17.556	226.4	1:56.102							
3	54.286	19.399	17.295	17.592	250.0	2:50.388							
4	53.329	19.079	16.865	17.385	249.4	3:43.717							
5	54.708	19.661	17.220	17.827	252.3	4:38.425							
6	54.546	19.452	17.742	17.352	259.0	5:32.971							
7	56.079	20.659	17.633	17.787	204.2	6:29.050							
8	55.312	20.373	17.261	17.678	207.7	7:24.362							
9	56.663	20.618	17.878	18.167	204.9	8:21.025							
10	55.318	19.894	17.986	17.438	226.9	9:16.343							
11	55.728	19.661	17.198	18.869	228.3	10:12.071							
12	57.057	21.684	17.216	18.157	188.2	11:09.128							
13	55.849	20.515	17.297	18.037	206.1	12:04.977							
14	56.520	20.857	17.462	18.201	198.5	13:01.497							
15	56.938	21.378	17.404	18.156	204.2	13:58.435							
16	58.394	20.873	17.249	20.272	204.9	14:56.829							
17	1:38.410	38.596	28.192	31.622	78.9	16:35.239							
18	1:35.369	36.879	29.160	29.330	88.7	18:10.608							
19	1:29.625	36.040	31.124	22.461	101.2	19:40.233							
23 Moritz HORN ALPINA M3 E30 Gr. A DTM													
1	1:13.674	33.038	20.354	20.282		1:13.674							
2	1:00.251	22.214	18.547	19.490	192.5	2:13.925							
3	59.824	21.882	18.135	19.807	204.2	3:13.749							
4	59.653	21.715	18.323	19.615	196.7	4:13.402							
5	58.838	21.533	18.031	19.274	200.7	5:12.240							
6	59.109	21.654	18.163	19.292	206.9	6:11.349							
7	59.403	21.642	18.205	19.556	201.1	7:10.752							
8	59.417	21.857	18.155	19.405	193.2	8:10.169							
9	58.839	21.659	18.035	19.145	203.8	9:09.008							
10	1:00.534	21.591	18.997	19.946	200.7	10:09.542							
11	59.651	21.718	18.400	19.533	192.9	11:09.193							
12	1:00.310	22.094	18.564	19.652	184.9	12:09.503							
13	59.716	21.863	18.361	19.492	197.1	13:09.219							
14	59.371	21.989	18.324	19.058	200.0	14:08.590							
15	1:00.431	21.695	18.454	20.282	202.2	15:09.021							
16	1:28.799	28.135	28.145	32.519	138.8	16:37.820							
17	1:34.798	36.827	28.805	29.166	93.1	18:12.618							
18	1:30.797	36.360	30.753	23.684	94.7	19:43.415							
19	59.069	21.490	18.315	19.264	207.7	20:42.484							
20	58.830	21.334	18.324	19.172	208.9	21:41.314							
21	58.598	21.237	18.120	19.241	209.7	22:39.912							
22	59.179	21.581	18.225	19.373	208.5	23:39.091							
23	59.092	21.625	18.291	19.176	204.5	24:38.183							
24	1:01.866	22.068	19.447	20.351	197.4	25:40.049							
25	59.353	21.587	18.251	19.515	203.0	26:39.402							
24 Willy SALZGEBER Audi A4 STW													
1	1:07.295	27.985	19.047	20.263		1:07.295							
2	59.332	21.761	18.156	19.415	209.7	2:06.627							
3	59.463	21.298	18.733	19.432	210.9	3:06.090							
4	59.694	21.696	18.397	19.601	209.3	4:05.784							
5	59.183	21.469	18.363	19.351	212.2	5:04.967							
6	58.567	21.526	18.070	18.971	210.1	6:03.534							
7	59.517	21.749	19.087	18.681	206.9	7:03.051							
8	58.346	21.296	17.971	19.079	210.9	8:01.397							
9	57.725	21.062	17.832	18.831	210.9	8:59.122							
10	58.612	21.181	18.779	18.652	212.2	9:57.734							
11	58.225	21.234	17.820	19.171	211.4	10:55.959							
12	58.904	21.597	18.133	19.174	210.5	11:54.863							
13	58.061	21.261	18.071	18.729	213.9	12:52.924							
14	58.963	21.404	18.382	19.177	212.6	13:51.887							
15	1:00.190	21.250	17.860	21.080	212.2	14:52.077							
16	1:30.007	34.599	26.827	28.581	96.1	16:22.084							
17	1:36.732	36.961	27.952	31.819	90.2	17:58.816							
18	1:19.985	36.327	22.916	20.742	100.6	19:18.801							
19	1:02.339	24.510	18.487	19.342	150.0	20:21.140							
20	59.864	21.569	18.628	19.667	209.3	21:21.004							
21	1:00.105	22.256	18.420	19.429	205.7	22:21.109							
22	58.275	21.357	17.978	18.940	211.4	23:19.384							
23	58.426	21.497	17.899	19.030	209.7	24:17.810							
24	1:01.853	21.434	20.963	19.456	209.7	25:19.663							
25	58.492	21.591	17.941	18.960	213.0	26:18.155							
25 Andy CHAN BMW M3 E30													
1	1:16.728	32.553	22.385	21.790		1:16.728							



Race 1 Sector Analysis

— Invalidated Lap ■ Personal Best ■ Session Best P Crossing the pit lane

Lap	Time	Sector 1	Sector 2	Sector 3	T.Spnd	Elapsed	Lap	Time	Sector 1	Sector 2	Sector 3	T.Spnd	Elapsed
2	1:06.235	24.132	20.761	21.342	182.7	2:22.963	1	1:20.786	35.213	22.302	23.271		1:20.786
3	1:06.040	23.981	20.402	21.657	170.9	3:29.003	2	1:09.760	25.640	21.365	22.755	160.7	2:30.546
4	1:05.158	23.782	20.101	21.275	173.4	4:34.161	3	1:08.227	24.768	20.947	22.512	170.9	3:38.773
5	1:05.199	23.674	20.410	21.115	180.0	5:39.360	4	1:09.066	25.060	20.794	23.212	170.6	4:47.839
6	1:07.179	23.962	20.975	22.242	176.5	6:46.539	5	1:10.427	25.316	21.025	24.086	160.0	5:58.266
7	1:06.314	23.882	20.556	21.876	175.6	7:52.853	6	1:10.434	25.976	21.011	23.447	165.4	7:08.700
8	1:04.655	23.691	19.868	21.096	183.7	8:57.508	7	1:10.605	25.973	21.021	23.611	165.1	8:19.305
9	1:05.615	24.249	20.246	21.120	179.7	10:03.123	8	1:09.110	24.751	20.821	23.538	175.6	9:28.415
10	1:05.228	23.945	19.995	21.288	182.7	11:08.351	9	1:09.267	24.885	20.660	23.722	169.0	10:37.682
11	1:06.221	24.681	20.126	21.414		12:14.572	10	1:11.204	24.645	22.402	24.157	176.2	11:48.886
12	1:06.125	23.741	20.365	22.019	188.5	13:20.697	11	1:08.413	24.348	21.198	22.867	184.0	12:57.299
13	1:05.673	23.770	20.366	21.537	179.7	14:26.370	12	1:08.823	25.120	21.407	22.296	177.9	14:06.122
14	1:14.152	24.101	24.354	25.697	177.0	15:40.522	13	1:10.318	25.341	21.879	23.098	173.1	15:16.440
15	1:14.763	28.790	22.101	23.872	135.7	16:55.285	14	1:23.231	26.307	24.992	31.932	143.6	16:39.671
16	1:21.829	26.733	26.272	28.824	145.4	18:17.114	15	1:34.788	37.391	28.290	29.107	84.0	18:14.459
17	1:34.204	39.506	27.990	26.708	79.1	19:51.318	16	1:32.834	37.615	29.228	25.991	84.9	19:47.293
18	1:07.084	24.405	20.399	22.280	171.4	20:58.402	17	1:09.289	24.649	20.662	23.978	182.7	20:56.582
19	1:05.710	23.239	20.686	21.785	182.4	22:04.112	18	1:08.103	24.718	20.538	22.847	184.0	22:04.685
20	1:04.934	23.705	20.103	21.126	185.9	23:09.046	19	1:06.200	23.857	20.610	21.733	182.7	23:10.885
21	1:04.646	23.268	20.223	21.155	185.2	24:13.692	20	1:06.985	24.135	20.572	22.278	187.8	24:17.870
22	1:08.671	23.708	23.019	21.944	181.5	25:22.363	21	1:07.777	24.751	20.817	22.209	176.8	25:25.647
23	1:05.163	23.463	20.180	21.520	186.2	26:27.526	22	1:07.138	24.511	20.625	22.002	177.3	26:32.785

31 **Christian KÜBERL**
BMW M3 E30 Gr. A

1	1:17.529	35.163	20.245	22.121		1:17.529
2	1:06.599	25.420	19.488	21.691	170.1	2:24.128
3	1:06.755	25.199	19.640	21.916	183.1	3:30.883
4	1:14.957	27.867	22.441	24.649	148.6	4:45.840
5	1:14.781	29.254	23.259	22.268	147.5	6:00.621
6	1:15.493	27.325	22.331	25.837	178.2	7:16.114
7	1:13.263	29.733	20.956	22.574	140.6	8:29.377
8	1:14.644	27.017	21.562	26.065	186.2	9:44.021
9	1:13.968	29.211	20.655	24.102	138.6	10:57.989
10	1:13.631	28.084	20.888	24.659	160.0	12:11.620
11	1:13.494	28.737	21.314	23.443	158.8	13:25.114
12	1:16.139	27.351	25.833	22.955	164.4	14:41.253
13	1:21.733	30.546	24.547	26.640	102.6	16:02.986
14	1:14.851	30.250	21.309	23.292	130.0	17:17.837
15	1:21.487	29.438	25.056	26.993	135.0	18:39.324
16	1:19.175	29.314	23.105	26.756	136.7	19:58.499
17	1:18.316	29.174	23.712	25.430	129.3	21:16.815
18	1:22.347	30.872	25.052	26.423	137.4	22:39.162
19	1:20.729	33.358	22.318	25.053	130.4	23:59.891
20	1:20.553	29.634	24.355	26.564	131.7	25:20.444
21	1:53.532P	31.178	27.108	55.246	137.9	27:13.976

44 **Hans Joachim STUCK**
Audi V8

1	1:03.711	26.341	18.350	19.020		1:03.711
2	57.991	20.827	18.084	19.080	221.3	2:01.702
3	57.813	21.144	17.818	18.851	221.3	2:59.515
4	57.978	21.080	17.882	19.016	222.7	3:57.493
5	59.016	20.673	19.430	18.913	224.1	4:56.509
6	57.624	20.577	18.116	18.931	224.1	5:54.133
7	57.188	20.550	17.620	19.018	221.3	6:51.321
8	1:18.792P	20.772	18.719	39.301	221.3	8:10.113

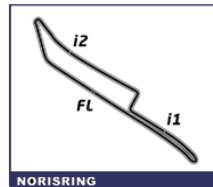
50 **Thorsten HORN**
BMW E30 325i Gr. A

75 **Albrecht KAMENZIN**
BMW 325

1	1:16.410	33.039	21.324	22.047		1:16.410
2	1:05.995	24.136	20.440	21.419	170.1	2:22.405
3	1:05.857	24.052	20.182	21.623	185.6	3:28.262
4	1:04.758	23.543	19.804	21.411	176.5	4:33.020
5	1:05.037	23.553	20.312	21.172	185.9	5:38.057
6	1:08.111	25.088	20.947	22.076	187.5	6:46.168
7	1:05.000	23.476	20.255	21.269	179.4	7:51.168
8	1:04.241	23.586	19.581	21.074	173.9	8:55.409
9	1:05.337	23.978	20.225	21.134	170.3	10:00.746
10	1:03.986	23.237	19.893	20.856	180.6	11:04.732
11	1:03.844	23.241	19.421	21.182	177.0	12:08.576
12	1:04.569	23.709	19.788	21.072	184.9	13:13.145
13	1:04.749	23.329	20.428	20.992	181.5	14:17.894
14	1:04.014	22.944	19.780	21.290	187.2	15:21.908
15	1:18.959	24.950	22.318	31.691	144.4	16:40.867
16	1:34.487	37.136	27.956	29.395	78.9	18:15.354
17	1:33.242	38.075	28.969	26.198	74.4	19:48.596
18	1:04.868	23.577	20.394	20.897	175.3	20:53.464
19	1:05.258	23.045	20.492	21.721	187.8	21:58.722
20	1:04.717	23.838	19.600	21.279	178.8	23:03.439
21	1:03.992	23.209	19.652	21.131	185.2	24:07.431
22	1:05.351	23.286	20.842	21.223	183.4	25:12.782
23	1:05.006	23.606	20.206	21.194	178.5	26:17.788

77 **André NÖSSE**
BMW M3 E30 Gruppe A

1	1:13.143	30.584	21.443	21.116		1:13.143
2	1:03.155	23.497	19.243	20.415	180.3	2:16.298
3	1:02.467	22.746	19.288	20.433	191.5	3:18.765
4	1:03.021	22.923	19.446	20.652	192.2	4:21.786
5	1:02.467	22.739	19.246	20.482	193.2	5:24.253
6	1:02.474	22.707	19.133	20.634	185.9	6:26.727
7	1:02.819	22.681	19.637	20.501	193.2	7:29.546
8	1:02.772	23.162	19.188	20.422	187.8	8:32.318
9	1:03.452	23.444	19.283	20.725	183.1	9:35.770
10	1:02.137	22.686	19.214	20.237	191.2	10:37.907



Race 1 Sector Analysis

— Invalidated Lap ■ Personal Best ■ Session Best P Crossing the pit lane

Lap	Time	Sector 1	Sector 2	Sector 3	T.Sp	Elapsed	Lap	Time	Sector 1	Sector 2	Sector 3	T.Sp	Elapsed
11	1:03.306	22.801	19.498	21.007	190.1	11:41.213	16	1:34.049	37.085	27.758	29.206	81.4	18:15.806
12	1:03.142	23.093	19.187	20.862	178.8	12:44.355	17	1:33.274	38.742	28.478	26.054	80.4	19:49.080
13	1:03.087	22.929	19.378	20.780	184.0	13:47.442	18	1:06.944	23.859	20.836	22.249	184.3	20:56.024
14	1:03.837	22.587	19.027	22.223	191.2	14:51.279	19	1:04.589	23.889	19.847	20.853	187.2	22:00.613
15	1:29.835	32.466	28.470	28.899	101.0	16:21.114	20	1:04.025	23.162	19.855	21.008	192.5	23:04.638
16	1:36.668	36.546	28.483	31.639	84.5	17:57.782	21	1:04.240	23.209	19.796	21.235	187.2	24:08.878
17	1:19.582	36.180	22.829	20.573	88.3	19:17.364	22	1:04.364	23.745	19.769	20.850	184.3	25:13.242
18	1:05.480	24.644	20.001	20.835	158.6	20:22.844	23	1:05.503	23.397	20.775	21.331	188.8	26:18.745
19	1:03.201	22.652	19.827	20.722	191.2	21:26.045							
20	1:05.762	22.720	21.487	21.555	182.4	22:31.807							
21	1:02.534	22.739	19.172	20.623	181.5	23:34.341							
22	1:02.210	22.860	18.999	20.351	177.0	24:36.551							
23	1:05.041	24.411	20.488	20.142	191.2	25:41.592							
24	1:02.513	22.654	19.148	20.711	187.8	26:44.105							

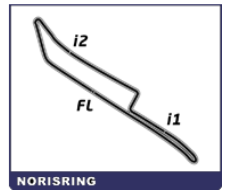
85 Gerhard FÜLLER						
OPEL Vectra STW						
1	1:05.543	26.855	19.008	19.680		1:05.543
2	58.601	21.432	18.134	19.035	210.1	2:04.144
3	58.071	21.402	17.776	18.893	213.0	3:02.215
4	57.657	20.928	17.918	18.811	213.4	3:59.872
5	57.692	20.811	17.810	19.071	216.4	4:57.564
6	58.785	20.841	18.659	19.285	213.4	5:56.349
7	57.397	21.079	17.670	18.648		6:53.746
8	58.155	20.683	17.716	19.756	216.4	7:51.901
9	57.908	21.159	18.028	18.721		8:49.809
10	56.844			18.533		9:46.653
11	57.022	20.877	17.470	18.675	215.1	10:43.675
12	57.348	20.484	18.243	18.621	217.7	11:41.023
13	56.885	20.448	17.704	18.733		12:37.908
14	57.289	21.025	17.618	18.646	210.9	13:35.197
15	57.950	21.126	18.235	18.589	213.0	14:33.147
16	1:12.834	20.735	24.630	27.469	216.4	15:45.981
17	1:11.668	29.108	20.130	22.430	133.5	16:57.649
18	1:21.585	27.140	25.895	28.550	140.3	18:19.234
19	1:33.334	40.239	28.236	24.859	65.5	19:52.568
20	59.246	21.550	18.724	18.972		20:51.814
21	57.250	20.751	17.814	18.685	214.7	21:49.064
22	56.573	20.495	17.671	18.407	213.4	22:45.637
23	57.306	21.007	17.763	18.536	216.4	23:42.943
24	56.990	20.764	17.558	18.668		24:39.933
25	57.377	20.894	17.802	18.681	214.3	25:37.310
26	56.686	20.419	17.665	18.602	215.1	26:33.996

88 Peter ZIMMERMANN						
BMW 325i Gruppe A						
1	1:15.768	32.263	21.355	22.150		1:15.768
2	1:06.035	24.279	20.223	21.533	184.6	2:21.803
3	1:05.667	24.264	19.728	21.675	184.3	3:27.470
4	1:04.857	23.700	19.794	21.363	193.2	4:32.327
5	1:05.271	23.855	20.149	21.267	192.9	5:37.598
6	1:05.615	23.681	20.403	21.531	184.3	6:43.213
7	1:06.145	24.056	19.854	22.235	188.8	7:49.358
8	1:06.021	24.829	19.636	21.556	189.8	8:55.379
9	1:05.142	23.852	20.153	21.137	187.8	10:00.521
10	1:05.107	23.826	20.225	21.056	188.5	11:05.628
11	1:05.441	23.679	19.967	21.795	185.9	12:11.069
12	1:03.821	23.394	19.551	20.876	189.1	13:14.890
13	1:03.555	23.310	19.471	20.774	187.5	14:18.445
14	1:04.811	23.452	19.966	21.393	192.5	15:23.256
15	1:18.501	24.741	21.710	32.050	164.9	16:41.757

99 Thomas WANDEL						
Audi 200 Quattro						
1	1:11.249	30.372	20.364	20.513		1:11.249
2	1:00.805	22.123	18.585	20.097	170.9	2:12.054
3	1:01.938	22.376	18.597	20.965	170.6	3:13.992
4	1:00.823	22.664	18.304	19.855	160.0	4:14.815
5	1:01.297	22.272	18.671	20.354	180.0	5:16.112
6	59.876	21.911	18.174	19.791	169.5	6:15.988
7	59.453	21.694	18.140	19.619	187.5	7:15.441
8	1:01.817	22.493	18.597	20.727	168.2	8:17.258
9	1:02.429	22.852	19.595	19.982	162.4	9:19.687
10	1:00.963	22.347	18.717	19.899	168.7	10:20.650
11	1:00.563	22.223	18.679	19.661	166.7	11:21.213
12	1:01.515	22.387	18.543	20.585	172.0	12:22.728
13	1:01.133	22.686	18.731	19.716	174.5	13:23.861
14	1:02.070	22.700	18.921	20.449	175.9	14:25.931
15	1:13.761	22.642	25.126	25.993	174.5	15:39.692
16	1:13.255	27.744	21.464	24.047	119.2	16:52.947
17	1:23.663	26.726	27.783	29.154	147.3	18:16.610
18	1:33.044	38.978	28.392	25.674	80.4	19:49.654
19	1:06.798	23.980	19.905	22.913	161.4	20:56.452
20	1:00.299	21.804	18.352	20.143	186.9	21:56.751
21	1:00.181	21.653	18.474	20.054	185.6	22:56.932
22	1:02.027	22.288	19.477	20.262	181.8	23:58.959
23	1:00.518	22.076	18.424	20.018	176.8	24:59.477
24	1:00.362	21.832	18.511	20.019	177.0	25:59.839
25	1:00.762	22.244	18.437	20.081	172.0	27:00.601

111 Nico WITTMANN						
BMW M3 E30 DTM						
1	1:07.511	27.901	19.333	20.277		1:07.511
2	1:00.782	22.340	18.750	19.692	196.0	2:08.293
3	1:00.192	22.131	18.590	19.471	205.3	3:08.485
4	59.590	21.625	18.534	19.431	206.5	4:08.075
5	59.502	21.828	18.291	19.383	205.3	5:07.577
6	59.251	21.770	18.256	19.225	206.5	6:06.828
7	59.057	21.357	18.128	19.572	203.4	7:05.885
8	59.717	21.612	18.664	19.441	203.8	8:05.602
9	59.100	21.541	18.280	19.279	201.5	9:04.702
10	59.454	22.043	18.333	19.078	201.9	10:04.156
11	1:00.108	21.798	18.470	19.840	200.7	11:04.264
12	58.938	21.682	18.105	19.151	205.7	12:03.202

444 Anthon WERNER						
Audi 200						
1	59.695	23.820	17.713	18.162		59.695
2	55.605	19.964	17.536	18.105	219.1	1:55.300
3	56.226	20.313	17.905	18.008	215.6	2:51.526
4	55.329	19.903	17.317	18.109	229.3	3:46.855
5	56.896	20.538	17.687	18.671	211.8	4:43.751
6	56.614	20.203	17.726	18.685	223.1	5:40.365



Race 1

Sector Analysis

— Invalidated Lap							■ Personal Best	■ Session Best	P Crossing the pit lane				
Lap	Time	Sector 1	Sector 2	Sector 3	T.Spd	Elapsed	Lap	Time	Sector 1	Sector 2	Sector 3	T.Spd	Elapsed
7	56.891	21.041	17.546	18.304	206.1	6:37.256							
8	57.367	20.604	17.933	18.830	216.0	7:34.623							
9	57.533	21.078	17.967	18.488	215.1	8:32.156							
10	58.123	20.916	17.948	19.259	215.6	9:30.279							
11	58.096	20.932	18.074	19.090	212.2	10:28.375							
12	57.223	21.067	17.596	18.560	208.9	11:25.598							
13	57.070	21.056	17.637	18.377	208.5	12:22.668							
14	57.277	20.703	17.892	18.682	221.3	13:19.945							
15	58.294	21.245	18.144	18.905	210.5	14:18.239							
16	1:01.079	21.028	19.367	20.684	206.5	15:19.318							
17	1:16.570	23.251	21.634	31.685	178.5	16:35.888							
18	1:35.127	36.780	29.119	29.228	86.1	18:11.015							
19	1:29.685	36.090	31.156	22.439	103.1	19:40.700							
20	57.550	19.964	19.797	17.789	218.2	20:38.250							
21	54.894	19.594	17.035	18.265	230.3	21:33.144							
22	55.795	20.023	17.559	18.213	218.2	22:28.939							
23	55.502	19.914	17.358	18.230	220.9	23:24.441							
24	55.438	20.131	17.286	18.021	216.9	24:19.879							
25	56.994	19.931	18.581	18.482	208.5	25:16.873							
26	57.057	20.655	18.220	18.182	210.9	26:13.930							