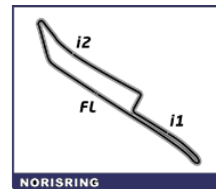


## Race 1 Sector Analysis

— Invalidated Lap    ■ Personal Best    ■ Session Best    P Crossing the pit lane

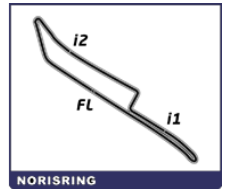
Lap	Time	Sector 1	Sector 2	Sector 3	T.Sp	Elapsed	Lap	Time	Sector 1	Sector 2	Sector 3	T.Sp	Elapsed
<b>5</b> <b>Steriyán FOLEV</b>							<b>13</b> <b>Louis HENKEFEND</b>						
FK Performance Motorsport							Project 1						
1	1:05.799	27.612	18.647	19.540		1:05.799	1	1:04.040	26.784	18.603	18.653		1:04.040
2	56.669	<b>20.222</b>	17.608	18.839	231.3	2:02.468	2	55.649	20.148	17.264	18.237	229.3	1:59.689
3	57.098	20.423	17.936	18.739	230.3	2:59.566	3	55.599	20.025	17.411	18.163	229.3	2:55.288
4	<b>56.002</b>	20.259	<b>17.323</b>	<b>18.420</b>	232.3	3:55.568	4	55.703	19.899	17.476	18.328	230.3	3:50.991
5	59.298	20.339	18.967	19.992	228.3	4:54.866	5	59.101	19.931	18.240	20.930	228.3	4:50.092
6	1:11.170	24.628	22.488	24.054	154.5	6:06.036	6	1:12.350	25.541	22.948	23.861	158.1	6:02.442
7	1:06.900	25.271	18.947	22.682	162.2	7:12.936	7	1:07.220	23.855	20.767	22.598	178.8	7:09.662
8	1:25.938	25.532	21.529	38.877	163.1	8:38.874	8	1:28.847	25.093	22.724	41.030	159.8	8:38.509
9	1:02.542	23.665	18.377	20.500	203.0	9:41.416	9	1:04.294	24.428	18.385	21.481	201.5	9:42.803
10	1:15.692	31.029	22.252	22.411	156.7	10:57.108	10	1:15.283	31.437	21.745	22.101	147.3	10:58.086
11	1:11.507	27.512	23.155	20.840	171.7	12:08.615	11	1:11.637	27.504	23.658	20.475	163.6	12:09.723
12	1:06.846	24.217	21.085	21.544	188.2	13:15.461	12	1:07.108	24.260	21.017	21.831	165.4	13:16.831
13	1:32.046	24.001	25.270	42.775	196.4	14:47.507	13	1:31.158	23.744	25.095	42.319	181.8	14:47.989
							14	59.397	23.061	17.446	18.890	193.5	15:47.386
							15	1:11.167	29.282	20.566	21.329	123.9	16:58.553
							16	1:10.612	28.760	20.390	21.462	115.6	18:09.165
							17	1:11.196	28.228	22.110	20.858	113.9	19:20.361
							18	1:12.355	29.081	22.540	20.734	123.0	20:32.716
							19	1:10.329	28.925	20.271	21.133	93.3	21:43.045
							20	1:09.376	28.248	19.642	21.486	117.6	22:52.421
							21	1:06.920	23.651	21.373	21.896	197.8	23:59.341
							22	1:29.875	24.494	24.204	41.177	188.5	25:29.216
							23	1:00.113	23.184	18.523	18.406	190.1	26:29.329
							24	<b>55.525</b>	20.305	17.084	<b>18.136</b>	229.3	27:24.854
							25	57.369	<b>19.829</b>	<b>16.933</b>	20.607	228.8	28:22.223
							26	1:10.601	29.597	19.075	21.929	157.2	29:32.824
							27	1:08.129	26.500	20.442	21.187	158.4	30:40.953
							28	1:06.470	24.952	20.148	21.370	150.2	31:47.423
							29	1:06.096	24.715	19.924	21.457	147.1	32:53.519
							30	1:05.762	25.080	19.536	21.146	171.4	33:59.281
<b>11</b> <b>Moritz LÖHNER</b>							<b>17</b> <b>Mikaeel PITAMBER</b>						
FK Performance Motorsport							Heide - Motorsport						
1	4:03.604	26.542	18.724	18.368		1:03.604	1	1:04.617	27.262	18.610	18.745		1:04.617
2	<b>55.493</b>	20.056	17.305	<b>18.132</b>	231.3	1:59.097	2	56.227	20.068	17.587	18.572	226.4	2:00.844
3	55.903	20.060	17.392	18.451	232.3	2:55.000	3	55.843	19.966	17.608	<b>18.269</b>	224.5	2:56.687
4	55.665	<b>19.758</b>	17.761	18.146	231.8	3:50.665	4	<b>55.437</b>	<b>19.834</b>	<b>17.275</b>	18.328	226.4	3:52.124
5	58.653	19.829	18.108	20.716	230.3	4:49.318	5	1:00.164	20.023	18.846	21.295	225.9	4:52.288
6	1:12.550	25.514	23.124	23.912	160.2	6:01.868	6	1:11.974	25.428	22.848	23.698	152.5	6:04.262
7	1:06.956	23.782	20.989	22.185	170.3	7:08.824	7	1:07.289	24.780	19.635	22.874	171.7	7:11.551
8	1:29.500	24.896	23.491	41.113	168.7	8:38.324	8	1:27.438	25.078	22.143	40.217	180.3	8:38.989
9	1:08.679	28.025	18.421	22.233	198.5	9:47.003	9	1:06.443	24.980	18.458	23.005	182.1	9:45.432
10	1:14.937	31.052	22.444	21.441	149.6	11:01.940	10	1:15.036	31.005	22.490	21.541	146.7	11:00.468
11	1:12.554	27.784	24.426	20.344	150.2	12:14.494	11	1:11.867	27.530	24.112	20.225	155.4	12:12.335
12	1:06.170	24.095	20.400	21.675	193.5	13:20.664	12	1:06.849	24.492	20.224	22.133	187.2	13:19.184
13	1:27.538	24.248	24.165	39.125	184.0	14:48.202	13	1:29.103	23.867	24.165	41.071	161.4	14:48.287
14	1:03.564	24.547	18.095	20.922		15:51.766	14	1:01.852	23.915	18.055	19.882	189.5	15:50.139
15	1:10.487	29.588	19.922	20.977	125.0	17:02.253	15	1:10.885	29.626	20.352	20.907	131.2	17:01.024
16	1:10.561	29.386	20.749	20.426	114.4	18:12.814	16	1:10.106	29.365	19.826	20.915	103.2	18:11.130
17	1:12.108	29.526	21.002	21.580	80.7	19:24.922	17	1:11.974	29.590	20.970	21.414	96.3	19:23.104
18	1:12.026	28.858	21.808	21.360	106.4	20:36.948	18	1:12.092	29.394	21.769	20.929	122.0	20:35.196
19	1:10.474	28.872	19.982	21.620	104.3	21:47.422	19	1:10.297	28.976	20.247	21.074	90.8	21:45.493
20	1:09.441	28.125	21.327	19.989	128.0	22:56.863	20	1:09.464	28.433	20.191	20.840	107.8	22:54.957
21	1:06.637	23.713	20.147	22.777	176.5	24:03.500	21	1:06.745	24.196	20.441	22.108	170.3	24:01.702
22	1:26.458	25.068	22.104	39.286	143.2	25:29.958	22	1:28.164	24.702	23.321	40.141	148.8	25:29.866
23	1:00.843	24.095	18.312	18.436	189.1	26:30.801	23	1:00.574	23.511	18.315	18.748	194.6	26:30.440
24	56.193	20.705	17.280	18.208	231.8	27:26.994	24	56.334	20.515	17.424	18.395	221.3	27:26.774
25	56.574	19.935	<b>17.135</b>	19.504	230.3	28:23.568							
26	1:10.660	30.454	18.735	21.471	116.9	29:34.228							
27	1:08.966	28.891	19.217	20.858	152.5	30:43.194							
28	1:06.013	25.080	19.813	21.120	161.2	31:49.207							
29	1:05.675	24.800	19.819	21.056	158.1	32:54.882							
30	1:05.327	25.749	19.020	20.558	174.8	34:00.209							
<b>12</b> <b>Marc DE FULGENCIO</b>													
FK Performance Motorsport													
1	1:01.138	25.181	17.847	18.110		1:01.138							
2	56.364	20.461	17.627	18.276	227.8	1:57.502							
3	54.955	19.801	17.230	<b>17.924</b>	229.8	2:52.457							
4	<b>54.915</b>	19.726	<b>17.170</b>	18.019	228.8	3:47.372							
5	59.044	<b>19.707</b>	17.784	21.553	229.8	4:46.416							
6	1:12.815	25.392	23.498	23.925	150.4	5:59.231							
7	1:07.010	23.239	21.079	22.692	185.6	7:06.241							
8	1:31.673	24.781	25.023	41.869	184.9	8:37.914							



## Race 1 Sector Analysis

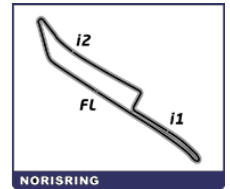
— Invalidated Lap   ■ Personal Best   ■ Session Best   ■ P Crossing the pit lane

Lap	Time	Sector 1	Sector 2	Sector 3	T.Spd	Elapsed	Lap	Time	Sector 1	Sector 2	Sector 3	T.Spd	Elapsed
<div style="border: 1px solid black; padding: 2px;"><b>18</b></div> <div style="display: flex; align-items: center; justify-content: space-between;"> <div style="text-align: center;"> <b>Edouard CAUHAUPE</b>                      BWT Mücke Motorsport  </div> </div>							3	<span style="background-color: green;">54.701</span>	19.623	17.218	<span style="background-color: green;">17.860</span>	225.0	2:49.491
1	1:02.928	26.097	17.979	18.852		1:02.928	4	54.817	19.743	<span style="background-color: green;">17.121</span>	17.953	225.5	3:44.308
2	55.684	20.214	17.234	18.236	228.8	1:58.612	5	59.541	19.798	17.524	22.219	225.5	4:43.849
3	56.063	20.090	17.380	18.593	229.8	2:54.675	6	1:12.171	25.535	23.096	23.540	140.4	5:56.020
4	<span style="background-color: green;">55.247</span>	20.098	<span style="background-color: green;">17.189</span>	<span style="background-color: green;">17.960</span>	229.8	3:49.922	7	1:07.465	23.722	20.919	22.824	183.4	7:03.485
5	58.566	<span style="background-color: green;">19.645</span>	17.509	21.412	229.8	4:48.488	8	1:34.260	24.685	26.725	42.850	162.7	8:37.745
6	1:12.808	25.954	23.000	23.854	153.2	6:01.296	9	1:02.816	24.731	18.234	19.851	193.2	9:40.561
7	1:06.925	23.747	21.127	22.051	187.8	7:08.221	10	1:15.798	30.845	22.638	22.315	139.4	10:56.359
8	1:29.954	24.872	23.728	41.354	189.1	8:38.175	11	1:10.887	26.722	23.533	20.632	162.2	12:07.246
<div style="border: 1px solid black; padding: 2px;"><b>19</b></div> <div style="display: flex; align-items: center; justify-content: space-between;"> <div style="text-align: center;"> <b>Rodrigo Dias ALMEIDA</b>                      BWT Mücke Motorsport  </div> </div>							12	1:07.225	24.584	21.249	21.392	159.3	13:14.471
1	1:02.021	25.734	17.792	18.495		1:02.021	13	1:33.078	24.398	25.191	43.489	173.6	14:47.549
2	55.883	20.056	17.516	18.311	226.9	1:57.904	14	59.187	23.190	17.512	18.485	189.5	15:46.736
3	55.993	20.189	17.650	18.154	227.8	2:53.897	15	1:10.759	28.685	20.505	21.569	131.9	16:57.495
4	<span style="background-color: green;">55.011</span>	<span style="background-color: green;">19.907</span>	<span style="background-color: green;">17.069</span>	<span style="background-color: green;">18.035</span>	225.9	3:48.908	16	1:10.462	28.155	20.992	21.315	110.7	18:07.957
5	59.168	19.961	17.633	21.574	226.9	4:48.076	17	1:11.243	28.107	21.879	21.257	122.0	19:19.200
6	1:12.721	25.639	23.179	23.903	150.4	6:00.797	18	1:11.817	28.777	22.918	20.122	116.8	20:31.017
7	1:06.799	23.550	20.752	22.497	192.9	7:07.596	19	1:10.259	28.813	20.774	20.672	97.6	21:41.276
8	1:30.518	24.960	24.161	41.397	176.8	8:38.114	20	1:09.588	28.449	19.944	21.195	132.8	22:50.864
<div style="border: 1px solid black; padding: 2px;"><b>23</b></div> <div style="display: flex; align-items: center; justify-content: space-between;"> <div style="text-align: center;"> <b>Jordan WALLACE</b>                      FK Performance Motorsport  </div> </div>							21	1:06.886	23.849	21.119	21.918	200.7	23:57.750
1	1:06.122	28.530	18.068	19.524		1:06.122	22	1:31.331	24.379	24.713	42.239	202.6	25:29.081
2	56.685	20.775	17.490	18.420	232.8	2:02.807	23	58.952	22.825	18.094	18.033		26:28.033
3	<span style="background-color: green;">56.536</span>	20.680	17.537	18.319	232.8	2:59.343	24	55.173	19.572	17.505	18.096	229.3	27:23.206
4	56.604	20.778	<span style="background-color: green;">17.441</span>	18.385	229.8	3:55.947	25	57.075	<span style="background-color: purple;">19.500</span>	17.271	20.304	232.3	28:20.281
5	59.956	20.745	19.275	19.936	231.8	4:55.903	26	1:10.584	28.064	20.708	21.812	150.6	29:30.865
6	1:10.777	24.331	22.378	24.068	147.9	6:06.680	27	1:07.862	25.603	21.377	20.882	165.4	30:38.727
7	1:07.202	25.344	19.549	22.309	162.4	7:13.882	28	1:07.098	24.787	20.785	21.526	167.7	31:45.825
8	1:25.195	25.414	21.303	38.478	152.8	8:39.077	29	1:06.071	23.614	20.589	21.868	180.6	32:51.896
9	1:06.982	25.870	18.306	22.806	199.3	9:46.059	30	1:06.402	24.576	19.875	21.951	172.8	33:58.298
10	1:15.212	31.292	22.676	21.244	148.6	11:01.271	<div style="border: 1px solid black; padding: 2px;"><b>31</b></div> <div style="display: flex; align-items: center; justify-content: space-between;"> <div style="text-align: center;"> <b>Thiago VIVACQUA</b>                      Heide - Motorsport  </div> </div>						
11	1:12.531	27.823	24.437	20.271	140.8	12:13.802	1	1:01.318	25.242	18.031	18.045		1:01.318
12	1:06.316	24.309	20.291	21.716	179.4	13:20.118	2	55.246	20.096	17.338	<span style="background-color: purple;">17.812</span>	229.3	1:56.564
13	1:28.474	24.178	24.194	40.102	165.6	14:48.592	3	<span style="background-color: green;">54.993</span>	19.913	17.167	17.913	225.9	2:51.557
14	1:03.673	25.145	17.486	21.042	190.1	15:52.265	4	55.148	19.894	17.307	17.947	224.1	3:46.705
15	1:10.777	29.670	20.095	21.012	127.5	17:03.042	5	59.034	<span style="background-color: green;">19.766</span>	17.703	21.565	224.1	4:45.739
16	1:10.522	29.205	21.262	20.055	107.0	18:13.564	6	1:12.710	25.283	23.564	23.863	145.2	5:58.449
17	1:12.753	29.638	21.316	21.799	82.0	19:26.317	7	1:07.135	23.130	21.378	22.627	174.2	7:05.584
18	1:12.514	28.193	22.345	21.976	117.4	20:38.831	8	1:32.224	24.607	25.296	42.321	183.4	8:37.808
19	1:09.318	29.163	18.876	21.279	106.7	21:48.149	9	1:01.325	23.862	17.805	19.658		9:39.133
20	1:09.848	28.241	21.492	20.115	134.2	22:57.997	10	1:16.180	30.650	23.085	22.445	142.9	10:55.313
21	1:06.292	23.524	19.996	22.772	190.8	24:04.289	11	1:10.658	25.982	24.249	20.427	166.7	12:05.971
22	1:25.885	24.905	22.541	38.439	135.0	25:30.174	12	1:07.470	24.529	21.330	21.611	190.8	13:13.441
23	1:01.377	24.412	18.279	18.686	192.9	26:31.551	13	1:33.709	24.001	25.764	43.944	193.2	14:47.150
24	56.573	20.621	17.658	<span style="background-color: green;">18.294</span>	232.3	27:28.124	14	59.269	23.411	17.587	18.271	185.6	15:46.419
25	58.082	<span style="background-color: green;">20.278</span>	17.898	19.906	231.8	28:26.206	15	1:10.814	28.628	20.496	21.690	134.0	16:57.233
26	1:09.545	29.374	19.605	20.566	124.7	29:35.751	16	1:10.387	27.941	21.180	21.266	117.9	18:07.620
27	1:09.001	28.360	19.788	20.853	142.9	30:44.752	17	1:11.274	28.030	21.777	21.467	122.3	19:18.894
28	1:06.194	25.360	19.522	21.312	158.1	31:50.946	18	1:11.642	28.575	22.838	20.229	108.2	20:30.536
29	1:05.024	24.542	19.555	20.927	162.4	32:55.970	19	1:10.305	28.782	20.844	20.679	98.7	21:40.841
30	1:05.162	26.442	18.714	20.006	163.6	34:01.132	20	1:09.712	28.206	19.961	21.545	119.1	22:50.553
<div style="border: 1px solid black; padding: 2px;"><b>25</b></div> <div style="display: flex; align-items: center; justify-content: space-between;"> <div style="text-align: center;"> <b>Daniel GREGOR</b>                      KÜS Team Bernhard  </div> </div>							21	1:06.790	23.641	21.035	22.114	189.8	23:57.343
1	59.837	23.829	17.309	18.699		59.837	22	1:31.541	24.119	25.206	42.216	181.5	25:28.884
2	54.953	19.567	17.267	18.119	223.6	1:54.790	23	59.634	22.830	18.757	18.047		26:28.518
							24	54.993	19.814	17.211	17.968	225.5	27:23.511
							25	57.199	19.779	<span style="background-color: green;">17.099</span>	20.321	228.3	28:20.710
							26	1:10.800	28.426	20.349	22.025	158.8	29:31.510
							27	1:07.843	25.561	21.241	21.041	177.0	30:39.353
							28	1:06.965	24.650	20.922	21.393	180.3	31:46.318
							29	1:06.125	23.871	20.753	21.501	197.1	32:52.443
							30	1:06.100	24.405	20.018	21.677	175.0	33:58.543



### Race 1 Sector Analysis

— Invalidated Lap							■ Personal Best	■ Session Best	P Crossing the pit lane					
Lap	Time	Sector 1	Sector 2	Sector 3	T.Spd	Elapsed	Lap	Time	Sector 1	Sector 2	Sector 3	T.Spd	Elapsed	
<b>34</b> <b>Theo OEVERHAUS</b> Walkenhorst Motorsport							26	1:10.553	29.123	19.328	22.102	159.3	29:32.134	
							27	1:07.854	26.382	20.454	21.018	165.9	30:39.988	
							28	1:06.768	25.208	20.412	21.148	146.5	31:46.756	
							29	1:06.171	24.636	20.146	21.389	143.0	32:52.927	
							30	1:06.066	25.084	19.723	21.259	172.2	33:58.993	
<b>48</b> <b>Sophie HOFMANN</b> Heide - Motorsport							1	1:06.301	28.841	18.188	19.272		1:06.301	
							2	56.971	20.943	17.680	18.348	229.3	2:03.272	
							3	56.545	20.485	17.751	18.309	232.3	2:59.817	
							4	56.721	20.558	17.564	18.599	231.8	3:56.538	
							5	1:00.271	20.348	20.115	19.808	226.4	4:56.809	
							6	1:10.365	24.165	22.225	23.975	150.2	6:07.174	
							7	1:07.466	25.639	19.920	21.907	160.0	7:14.640	
							8	1:24.445	25.319	21.412	37.714	158.4	8:39.085	
							9	1:04.467	24.364	18.421	21.682		9:43.552	
							10	1:15.329	31.389	22.238	21.702	153.4	10:58.881	
							11	1:11.733	27.549	23.611	20.573	148.4	12:10.614	
							12	1:07.006	24.689	20.385	21.932	164.9	13:17.620	
							13	1:30.355	23.932	24.623	41.800	176.8	14:47.975	
							14	1:01.525	23.821	17.825	19.879	185.6	15:49.500	
							15	1:10.654	29.502	20.496	20.656	127.8	17:00.154	
							16	1:10.195	29.545	19.836	20.814	101.1	18:10.349	
							17	1:11.635	28.886	21.738	21.011	92.8	19:21.984	
							18	1:12.253	29.103	22.301	20.849	107.8	20:34.237	
							19	1:10.344	29.352	20.166	20.826	89.0	21:44.581	
							20	1:09.594	28.623	20.048	20.923	109.1	22:54.175	
							21	1:06.631	23.446	21.361	21.824	177.6	24:00.806	
							22	1:28.761	24.428	23.852	40.481	176.8	25:29.567	
							23	1:01.691	24.309	18.692	18.690		26:31.258	
							24	<b>56.270</b>	<b>20.577</b>	<b>17.513</b>	<b>18.180</b>	228.3	27:27.528	
							25	58.116	<b>20.266</b>	18.025	19.825	225.9	28:25.644	
							26	1:09.392	29.444	19.439	20.509	127.1	29:35.036	
							27	1:09.038	28.578	19.755	20.705	140.8	30:44.074	
							28	1:05.631	24.931	19.917	20.783	160.5	31:49.705	
							29	1:05.596	24.970	19.508	21.118	158.8	32:55.301	
							30	1:05.428	25.789	19.372	20.267	166.2	34:00.729	
<b>47</b> <b>Colin CARESANI</b> Project 1							1	1:00.652	24.872	17.461	18.319		1:00.652	
							2	55.416	20.105	17.364	<b>17.947</b>	226.9	1:56.068	
							3	55.061	19.945	17.165	17.951	227.4	2:51.129	
							4	<b>55.006</b>	19.820	<b>17.083</b>	18.103	226.9	3:46.135	
							5	58.954	19.854	17.576	21.524	225.5	4:45.089	
							6	1:12.597	25.355	23.263	23.979	149.2	5:57.686	
							7	1:07.112	23.215	21.228	22.669	186.5	7:04.798	
							8	1:33.142	24.756	25.793	42.593	184.6	8:37.940	
							9	1:04.272	24.853	18.406	21.013	194.9	9:42.212	
							10	1:15.188	31.247	21.919	22.022	147.3	10:57.400	
							11	1:11.652	27.669	23.682	20.301	164.9	12:09.052	
							12	1:07.201	24.235	21.182	21.784	172.0	13:16.253	
							13	1:31.384	23.739	25.223	42.422	182.4	14:47.637	
							14	59.460	22.568	17.925	18.967	192.9	15:47.097	
							15	1:10.819	29.047	20.529	21.243	123.1	16:57.916	
							16	1:10.851	28.682	20.686	21.483	114.8	18:08.767	
							17	1:10.954	28.101	21.948	20.905	124.3	19:19.721	
							18	1:12.182	29.144	22.660	20.378	119.3	20:31.903	
							19	1:10.254	28.943	20.565	20.746	96.9	21:42.157	
							20	1:09.623	28.301	19.850	21.472	125.6	22:51.780	
							21	1:06.642	23.664	21.350	21.628	203.4	23:58.422	
							22	1:30.847	24.467	24.597	41.783	190.8	25:29.269	
							23	59.801	23.149	18.183	18.469	192.9	26:29.070	
							24	55.125	19.922	17.227	17.976	228.8	27:24.195	
							25	57.386	<b>19.769</b>	17.109	20.508	228.3	28:21.581	
<b>63</b> <b>Jacob RIEGEL</b> Speed Monkeys							1	1:03.785	26.639	18.512	18.634		1:03.785	
							2	56.401	20.710	17.271	18.420	226.4	2:00.186	
							3	<b>55.687</b>	20.113	17.359	<b>18.215</b>	225.0	2:55.873	
							4	55.689	<b>20.023</b>	<b>17.197</b>	18.469	225.0	3:51.562	
							5	59.658	20.094	18.537	21.027	224.5	4:51.220	
							6	1:12.010	25.427	23.178	23.405	183.4	6:03.230	
							7	1:07.048	25.175	19.337	22.536	175.0	7:10.278	
							8	1:28.476	25.231	22.794	40.451	149.0	8:38.754	
							9	1:06.084	25.044	18.423	22.617	176.8	9:44.838	
							10	1:14.848	31.036	22.525	21.287	154.7	10:59.686	
							11	1:11.642	27.672	24.067	19.903	152.3	12:11.328	
							12	1:07.256	24.771	20.398	22.087	160.0	13:18.584	
							13	1:29.717	23.799	24.364	41.554	148.1	14:48.301	
							14	59.785	22.989	17.445	19.351	193.2	15:48.086	
							15	1:11.199	29.981	20.273	20.945	113.1	16:59.285	
							16	1:10.497	29.637	19.499	21.361	108.8	18:09.782	
							17	1:11.227	28.756	21.723	20.748	106.1	19:21.009	
							18	1:12.412	29.466	22.394	20.552	106.7	20:33.421	
							19	1:10.345	29.167	20.400	20.778	89.6	21:43.766	
							20	1:09.444	28.330	19.718	21.396	112.5	22:53.210	



## Race 1 Sector Analysis

		— Invalidated Lap		■ Personal Best		■ Session Best		P Crossing the pit lane						
Lap	Time	Sector 1	Sector 2	Sector 3	T.Sp	Elapsed	Lap	Time	Sector 1	Sector 2	Sector 3	T.Sp	Elapsed	
21	1:06.851	23.561	21.521	21.769	195.3	24:00.061	16	1:10.720	29.557	20.222	20.941	110.4	18:12.344	
22	1:29.324	24.459	23.864	41.001	196.4	25:29.385	17	1:11.801	29.472	20.913	21.416	95.0	19:24.145	
23	59.865	22.820	18.085	18.960	189.1	26:29.250	18	1:12.336	29.082	21.612	21.642	120.0	20:36.481	
24	56.559	20.795	17.466	18.298	220.9	27:25.809	19	1:10.218	28.528	20.129	21.561	106.9	21:46.699	
<b>77</b> <b>J.P. SOUTHERN</b>							20	1:09.454	28.275	20.932	20.247	114.8	22:56.153	
EastSide Motorsport							21	1:06.550	23.778	20.241	22.531	166.9	24:02.703	
1	1:00.103	24.197	17.279	18.627		1:00.103	22	1:27.128	24.401	22.959	39.768	141.7	25:29.831	
2	<b>55.528</b>	<b>20.256</b>	<b>17.196</b>	<b>18.076</b>	220.4	1:55.631	23	59.918	23.590	17.958	18.370	26:29.749		
<b>90</b> <b>Tim HEINEMANN</b>							24	<b>55.418</b>	20.230	17.368	<b>17.820</b>	223.1	27:25.167	
ta Gazoo Racing Germany powered by Ring R:							25	57.880	<b>19.904</b>	<b>16.977</b>	20.999	225.0	28:23.047	
1	1:00.139	24.507	17.321	18.311		1:00.139	26	1:10.698	29.777	19.456	21.465	141.4	29:33.745	
2	54.957	19.727	17.150	18.080	226.9	1:55.096	27	1:08.361	27.617	19.835	20.909	160.0	30:42.106	
3	54.803	19.887	17.008	<b>17.908</b>	225.0	2:49.899	28	1:05.922	24.742	20.101	21.079	147.3	31:48.028	
4	54.814	19.987	<b>16.887</b>	17.940	226.4	3:44.713	29	1:05.998	24.758	19.899	21.341	153.8	32:54.026	
5	59.630	19.833	17.594	22.203	227.8	4:44.343	30	1:05.771	24.991	19.739	21.041	167.4	33:59.797	
6	1:12.213	25.568	23.324	23.321	144.0	5:56.556								
7	1:07.730	23.662	21.361	22.707	184.3	7:04.286								
8	1:33.122	24.585	26.066	42.471	176.5	8:37.408								
9	1:00.112	22.581	17.044	20.487	193.5	9:37.520								
10	1:15.992	31.348	22.693	21.951	127.7	10:53.512								
11	1:11.859	26.985	23.450	21.424	170.6	12:05.371								
12	1:07.536	24.693	21.025	21.818	182.4	13:12.907								
13	1:34.067	23.954	26.237	43.876	197.4	14:46.974								
14	58.109	22.499	17.152	18.458	191.2	15:45.083								
15	1:10.897	28.231	20.856	21.810	131.7	16:55.980								
16	1:10.094	27.704	21.196	21.194	112.0	18:06.074								
17	1:11.347	28.089	21.516	21.742	117.1	19:17.421								
18	1:11.795	28.593	21.422	21.780	109.3	20:29.216								
19	1:10.260	28.592	20.403	21.265	112.6	21:39.476								
20	1:09.544	27.929	20.203	21.412	120.1	22:49.020								
21	1:07.171	23.697	21.047	22.427	197.1	23:56.191								
22	1:32.423	24.106	25.876	42.441	200.4	25:28.614								
23	58.858	22.915	17.977	17.966	191.2	26:27.472								
24	<b>54.801</b>	<b>19.600</b>	17.174	18.027	226.9	27:22.273								
25	57.616	19.755	16.926	20.935	225.9	28:19.889								
26	1:10.625	27.586	21.216	21.823	161.9	29:30.514								
27	1:07.906	25.511	21.366	21.029	166.9	30:38.420								
28	1:06.964	24.450	20.922	21.592	170.1	31:45.384								
29	1:05.932	23.738	20.458	21.736	173.4	32:51.316								
30	1:06.857	24.373	20.482	22.002	172.5	33:58.173								
<b>99</b> <b>Nick HANCKE</b>														
Speed Monkeys														
1	1:05.062	27.154	18.983	18.925		1:05.062								
2	56.038	20.142	17.268	18.628	225.0	2:01.100								
3	55.755	20.123	17.349	18.283	228.3	2:56.855								
4	55.710	20.050	17.082	18.578	225.0	3:52.565								
5	59.977	20.005	19.089	20.883	227.8	4:52.542								
6	1:12.504	25.947	22.716	23.841	153.8	6:05.046								
7	1:07.212	24.422	20.188	22.602	159.3	7:12.258								
8	1:26.553	24.802	22.207	39.544	165.9	8:38.811								
9	1:08.683	28.044	18.534	22.105	201.1	9:47.494								
10	1:15.035	32.142	21.578	21.315	134.3	11:02.529								
11	1:12.545	27.921	24.387	20.237	148.8	12:15.074								
12	1:06.272	24.515	20.182	21.575	163.4	13:21.346								
13	1:27.145	24.077	23.997	39.071	178.8	14:48.491								
14	1:01.607	24.276	17.744	19.587	189.1	15:50.098								
15	1:11.526	30.529	20.072	20.925	120.8	17:01.624								