







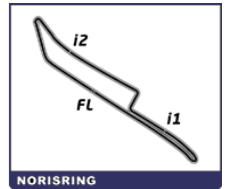


Free Practice 1
Sector Analysis

— Invalidated Lap							■ Personal Best	■ Session Best	P Crossing the pit lane					
Lap	Time	Sector 1	Sector 2	Sector 3	T.Spd	Elapsed	Lap	Time	Sector 1	Sector 2	Sector 3	T.Spd	Elapsed	
5  Steriyán FOLEV														
FK Performance Motorsport														
1	1:34.082	40.111	24.766	29.205	94.7	1:34.082	25	59.573	21.417	18.712	19.444	226.4	32:06.216	
2	1:18.091	28.236	26.295	23.560	146.9	2:52.173	26	1:04.226	21.435	20.790	22.001	227.8	33:10.442	
3	1:09.603	25.318	21.808	22.477	175.0	4:01.776	27	59.201	21.440	18.433	19.328	228.8	34:09.643	
4	1:05.244	23.095	21.168	20.981	179.1	5:07.020	28	58.902	21.322	18.357	19.223	227.8	35:08.545	
5	1:03.344	22.257	20.441	20.646	220.0	6:10.364	29	59.121	21.364	18.445	19.312	228.8	36:07.666	
6	1:02.388	22.187	19.643	20.558	221.3	7:12.752	30	59.753	21.752	18.521	19.480	219.5	37:07.419	
7	1:02.038	22.113	19.524	20.401	222.2	8:14.790	31	59.034	21.479	18.423	19.132	225.5	38:06.453	
8	1:05.307	21.810	22.276	21.221	223.1	9:20.097	32	59.544	21.546	18.732	19.266	226.4	39:05.997	
9	1:01.489	21.786	19.360	20.343	221.3	10:21.586	33	59.388	21.558	18.607	19.223	226.9	40:05.385	
10	1:28.908P	22.188	21.184	45.536	220.9	11:50.494								
11	2:44.692	2:04.064	20.261	20.367	67.7	14:35.186								
12	1:02.394	22.847	19.611	19.936	222.2	15:37.580								
13	1:11.579	31.966	19.506	20.107	223.1	16:49.159								
14	1:01.452	21.993	19.400	20.059	223.6	17:50.611								
15	1:01.309	21.722	19.464	20.123	224.1	18:51.920								
16	1:01.042	21.786	19.266	19.990	223.1	19:52.962								
17	1:01.485	21.670	19.544	20.271	224.1	20:54.447								
18	1:02.092	22.320	19.672	20.100	221.3	21:56.539								
19	1:01.696	22.212	19.521	19.963	222.2	22:58.235								
20	2:59.119P	21.786	23.746	2:13.587	223.1	25:57.354								
21	4:46.791	4:04.808	21.328	20.655	110.3	30:44.145								
22	1:01.041	21.813	19.322	19.906	223.6	31:45.186								
23	1:00.073	21.555	18.948	19.570	225.0	32:45.259								
24	1:00.271	21.563	18.944	19.764	225.5	33:45.530								
25	59.573	21.584	18.521	19.468	225.0	34:45.103								
26	1:03.121	21.552	20.253	21.316	224.1	35:48.224								
27	1:00.521	22.004	18.714	19.803	223.6	36:48.745								
28	59.786	21.627	18.536	19.623	224.1	37:48.531								
29	1:00.552	22.021	18.663	19.868	224.5	38:49.083								
30	1:00.210	21.730	18.673	19.807	224.5	39:49.293								
31	1:01.672	21.745	19.580	20.347	225.0	40:50.965								
11  Moritz LÖHNER														
FK Performance Motorsport														
1	1:20.719	36.835	22.310	21.574	106.4	1:20.719								
2	1:04.780	23.163	20.681	20.936	191.5	2:25.499								
3	1:02.289	22.091	19.681	20.517	213.4	3:27.788								
4	1:03.348	22.638	19.674	21.036	210.9	4:31.136								
5	1:03.958	23.850	19.595	20.513	199.3	5:35.094								
6	1:01.901	22.448	19.306	20.147	201.5	6:36.995								
7	1:01.592	22.183	19.219	20.190	213.4	7:38.587								
8	1:02.699	23.104	19.436	20.159	219.5	8:41.286								
9	1:01.517	21.859	19.361	20.297	223.1	9:42.803								
10	1:01.880	22.100	19.307	20.473	216.4	10:44.683								
11	1:02.282	21.859	20.302	20.121	224.5	11:46.965								
12	1:00.620	21.598	19.261	19.761	225.9	12:47.585								
13	1:22.278P	21.444	19.443	41.391	226.4	14:09.863								
14	2:50.015	2:10.410	19.668	19.937	145.0	16:59.878								
15	1:00.655	21.580	19.121	19.954	225.5	18:00.533								
16	1:00.110	21.517	19.109	19.484	225.0	19:00.643								
17	1:00.107	21.474	18.940	19.693	225.5	20:00.750								
18	1:00.040	21.562	19.012	19.466	225.9	21:00.790								
19	1:00.005	21.422	19.100	19.483	225.9	22:00.795								
20	1:00.171	21.506	19.077	19.588	225.5	23:00.966								
21	1:00.226	21.608	19.030	19.588	225.9	24:01.192								
22	1:00.047	21.418	19.076	19.553	226.4	25:01.239								
23	1:20.496P	21.466	19.107	39.923	225.5	26:21.735								
24	4:44.908	4:05.776	19.337	19.795	147.5	31:06.643								
12  Marc DE FULGENCIO														
FK Performance Motorsport														
1	1:23.501	38.180	23.073	22.248	102.9	1:23.501								
2	1:05.779	24.090	20.757	20.932	183.4	2:29.280								
3	1:03.716	22.569	20.645	20.502	195.7	3:32.996								
4	1:01.838	22.164	19.483	20.191	217.3	4:34.834								
5	1:02.098	22.536	19.634	19.928	204.5	5:36.932								
6	1:01.428	22.211	19.349	19.868	213.9	6:38.360								
7	1:01.047	21.947	19.252	19.848	222.7	7:39.407								
8	1:01.320	21.854	19.441	20.025	220.4	8:40.727								
9	1:01.409	21.930	19.440	20.039	217.3	9:42.136								
10	3:05.289P	22.004	19.699	2:23.586	224.1	12:47.425								
11	3:35.471	2:55.642	19.752	20.077	141.4	16:22.896								
12	1:00.528	21.699	19.133	19.696	221.8	17:23.424								
13	1:00.412	21.576	19.194	19.642	225.5	18:23.836								
14	1:00.630	21.534	19.505	19.591	225.5	19:24.466								
15	1:00.164	21.458	19.045	19.661	225.9	20:24.630								
16	1:22.759P	21.506	19.332	41.921	226.4	21:47.389								
17	3:33.989	2:54.453	19.636	19.900	144.2	25:21.378								
18	1:00.211	21.421	19.048	19.742	225.9	26:21.589								
19	59.693	21.251	18.907	19.535	225.5	27:21.282								
20	1:03.612	23.264	20.738	19.610	223.1	28:24.894								
21	1:00.190	21.556	19.029	19.605	226.9	29:25.084								
22	59.587	21.377	18.651	19.559	225.9	30:24.671								
23	1:00.417	21.582	18.832	20.003	226.4	31:25.088								
24	1:21.606P	21.578	18.787	41.241	223.6	32:46.694								
25	4:07.799	3:29.356	18.977	19.466	145.7	36:54.493								
26	58.549	21.329	18.134	19.086	225.0	37:53.042								
27	59.142	21.906	18.229	19.007	222.2	38:52.184								
28	58.870	21.652	18.282	18.936	228.3	39:51.054								
29	58.220	21.193	18.116	18.911	226.4	40:49.274								
13  Louis HENKEFEND														
Project 1														
1	2:35.655	1:52.330	21.876	21.449	107.5	2:35.655								
2	1:03.959	23.534	20.000	20.425	180.6	3:39.614								
3	1:01.750	21.944	19.637	20.169	216.0	4:41.364								
4	1:02.304	22.337	19.437	20.530	208.5	5:43.668								
5	1:01.546	22.121	19.395	20.030	209.3	6:45.214								
6	1:01.302	22.170	19.253	19.879	214.7	7:46.516								
7	1:02.992	22.039	19.124	21.829	220.0	8:49.508								
8	1:01.394	22.230	19.285	19.879	214.7	9:50.902								
9	1:00.919	21.987	19.045	19.887	220.4	10:51.821								
10	1:00.981	22.006	19.041	19.934	215.6	11:52.802								
11	1:21.139P	22.138	19.117	39.884	217.7	13:13.941								
12	2:27.403	1:47.806	19.524	20.073	76.7	15:41.344								
13	1:00.780	22.000	19.030	19.750	218.6	16:42.124								
14	1:01.004	22.238	19.092	19.674	221.3	17:43.128								
15	1:00.769	21.873	19.079	19.817	222.7	18:43.897								
16	1:00.525	21.724	19.111	19.690	223.6	19:44.422								
17	1:00.398	21.632	19.047	19.719	223.6	20:44.820								



Free Practice 1 Sector Analysis

— Invalidated Lap ■ Personal Best ■ Session Best P Crossing the pit lane

Lap	Time	Sector 1	Sector 2	Sector 3	T.Spd	Elapsed	Lap	Time	Sector 1	Sector 2	Sector 3	T.Spd	Elapsed
18	1:01.019	22.299	19.100	19.620	224.1	21:45.839	12	1:00.136	21.372	19.182	19.582	226.9	14:46.441
19	1:00.593	21.881	19.006	19.706	223.1	22:46.432	13	59.926	21.627	18.915	19.384	227.4	15:46.367
20	1:00.238	21.458	19.051	19.729	225.0	23:46.670	14	59.632	21.254	19.055	19.323	228.8	16:45.999
21	1:21.223P	21.632	19.088	40.503	224.5	25:07.893	15	59.859	21.229	19.255	19.375	229.3	17:45.858
22	4:09.214	3:30.744	18.796	19.674	145.7	29:17.107	16	1:19.915P	21.386	19.227	39.302	226.4	19:05.773
23	59.831	21.629	18.600	19.602	222.7	30:16.938	17	6:09.609	5:30.015	19.790	19.804	126.8	25:15.382
24	1:21.326P	21.659	18.581	41.086	219.5	31:38.264	18	59.802	21.325	18.960	19.517	228.3	26:15.184

17 **Mikael PITAMBER**
Heide - Motorsport

1	1:30.917	44.677	22.948	23.292	84.3	1:30.917
2	1:08.667	25.803	21.099	21.765	155.6	2:39.584
3	1:04.938	23.726	20.422	20.790	175.9	3:44.522
4	1:03.689	23.108	20.067	20.514	187.5	4:48.211
5	1:03.643	23.284	19.882	20.477	187.2	5:51.854
6	1:02.889	22.979	19.710	20.200	182.1	6:54.743
7	1:03.272	22.992	19.982	20.298	183.4	7:58.015
8	1:03.906	22.812	19.663	21.431	178.5	9:01.921
9	1:02.373	22.645	19.730	19.998	188.8	10:04.294
10	1:01.922	22.477	19.395	20.050	200.7	11:06.216
11	1:02.240	22.607	19.431	20.202	193.5	12:08.456
12	1:03.990	24.567	19.484	19.939	193.2	13:12.446
13	1:01.663	22.174	19.453	20.036	204.2	14:14.109
14	1:01.281	22.317	19.235	19.729	204.2	15:15.390
15	1:01.535	21.770	19.738	20.027	211.8	16:16.925
16	1:00.948	21.984	19.267	19.697	203.8	17:17.873
17	1:00.809	21.867	19.300	19.642	210.9	18:18.682
18	1:01.452	22.369	19.515	19.568	191.8	19:20.134
19	1:00.220	21.553	19.222	19.445	219.1	20:20.354
20	1:21.237P	21.735	19.125	40.377	217.7	21:41.591
21	3:12.808	2:32.827	19.903	20.078	147.3	24:54.399
22	1:00.818	21.653	19.483	19.682	212.6	25:55.217
23	59.711	21.369	18.994	19.348	220.4	26:54.928
24	59.468	21.292	18.897	19.279	225.5	27:54.396
25	59.581	21.377	18.977	19.227	226.4	28:53.977
26	58.676	20.955	18.702	19.019	227.4	29:52.653
27	58.920	21.150	18.626	19.144	225.9	30:51.573
28	58.818	20.974	18.669	19.175	226.4	31:50.391
29	58.605	21.066	18.513	19.026	225.9	32:48.996
30	58.312	21.026	18.340	18.946	225.9	33:47.308
31	58.584	21.027	18.469	19.088	225.9	34:45.892
32	59.633	21.270	18.819	19.544	208.9	35:45.525
33	58.484	21.131	18.500	18.853	224.1	36:44.009
34	58.498	21.080	18.505	18.913	224.5	37:42.507
35	58.285	21.069	18.295	18.921	224.5	38:40.792
36	58.451	21.191	18.462	18.798	225.0	39:39.243
37	57.636	20.767	18.144	18.725	228.3	40:36.879

18 **Edouard CAUHAUPE**
BWT Mücke Motorsport

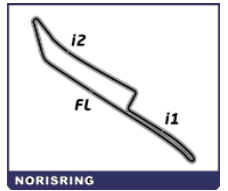
1	3:24.147	2:34.540	23.541	26.066	126.9	3:24.147
2	1:10.066	27.311	21.272	21.483	164.4	4:34.213
3	1:05.123	24.000	20.253	20.870	166.7	5:39.336
4	1:02.090	22.142	19.803	20.145	205.7	6:41.426
5	1:01.550	21.957	19.626	19.967	220.4	7:42.976
6	1:00.696	21.482	19.376	19.838	226.4	8:43.672
7	1:01.468	22.081	19.575	19.812	201.1	9:45.140
8	1:00.154	21.444	19.170	19.540	225.0	10:45.294
9	1:00.547	21.413	19.449	19.685	228.3	11:45.841
10	1:00.223	21.422	19.241	19.560	225.9	12:46.064
11	1:00.241	21.318	19.242	19.681	226.4	13:46.305

19 **Rodrigo Dias ALMEIDA**
BWT Mücke Motorsport

1	2:42.077	1:58.609	21.598	21.870	112.7	2:42.077
2	1:05.498	24.059	20.414	21.025	170.3	3:47.575
3	1:03.227	22.868	19.723	20.636	192.2	4:50.802
4	1:02.776	22.689	19.752	20.335	197.4	5:53.578
5	1:02.427	22.694	19.458	20.275	192.2	6:56.005
6	1:03.037	22.956	19.505	20.576	196.4	7:59.042
7	1:02.600	22.742	19.508	20.350	193.5	9:01.642
8	1:01.520	22.019	19.372	20.129	208.9	10:03.162
9	1:01.346	22.215	19.245	19.886	214.7	11:04.508
10	1:21.934P	22.140	19.092	40.702	202.2	12:26.442
11	6:04.828	5:17.047	26.117	21.664	130.4	18:31.270
12	1:01.352	21.937	19.284	20.131	212.6	19:32.622
13	1:00.036	21.423	18.978	19.635	222.2	20:32.658
14	1:00.577	21.825	19.188	19.564	222.7	21:33.235
15	1:00.275	21.542	19.077	19.656	225.9	22:33.510
16	1:01.214	22.751	18.993	19.470	217.7	23:34.724
17	1:00.086	21.608	19.062	19.416	223.6	24:34.810
18	59.924	21.362	18.950	19.612	225.9	25:34.734
19	59.499	21.384	18.779	19.336	225.0	26:34.233
20	59.378	21.457	18.718	19.203	225.5	27:33.611
21	59.417	21.483	18.698	19.236	225.0	28:33.028
22	58.896	21.350	18.304	19.242	225.9	29:31.924
23	1:00.200	21.459	18.401	20.340	224.5	30:32.124
24	1:00.470	21.568	19.001	19.901	221.8	31:32.594
25	58.982	21.444	18.383	19.155	225.9	32:31.576
26	58.929	21.500	18.344	19.085	225.9	33:30.505
27	1:01.344	21.777	20.362	19.205	225.5	34:31.849
28	58.855	21.560	18.202	19.093	226.4	35:30.704
29	58.606	21.313	18.183	19.110	225.5	36:29.310
30	1:02.930	22.109	21.125	19.696	225.9	37:32.240
31	58.492	21.282	18.254	18.956	225.5	38:30.732
32	58.447	21.190	18.155	19.102	226.4	39:29.179
33	58.363	21.175	18.278	18.910	227.4	40:27.542

23 **Jordan WALLACE**
FK Performance Motorsport

1	1:30.609	42.520	24.051	24.038	88.7	1:30.609
---	----------	--------	--------	--------	------	----------



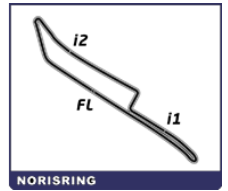
Free Practice 1 Sector Analysis

Lap	Time	Sector 1	Sector 2	Sector 3	T.Spд	Elapsed	Lap	Time	Sector 1	Sector 2	Sector 3	T.Spд	Elapsed
2	1:07.039	24.686	20.784	21.569	161.9	2:37.648	6	1:01.889	22.455	19.465	19.969	213.9	7:19.972
3	1:04.860	23.694	20.397	20.769	186.5	3:42.508	7	1:00.664	21.975	19.209	19.480	219.1	8:20.636
4	1:03.850	22.842	20.467	20.541	220.4	4:46.358	8	1:00.774	21.934	19.162	19.678	217.3	9:21.410
5	1:02.322	22.449	19.587	20.286	221.8	5:48.680	9	1:02.422	22.685	19.534	20.203	190.5	10:23.832
6	1:03.698	23.426	19.682	20.590	184.3	6:52.378	10	1:00.819	22.090	19.293	19.436	210.5	11:24.651
7	1:03.105	23.208	19.576	20.321	194.6	7:55.483	11	1:00.077	21.414	19.148	19.515	227.8	12:24.728
8	1:02.308	22.563	19.501	20.244	209.3	8:57.791	12	59.741	21.628	18.761	19.352	225.5	13:24.469
9	1:02.454	22.678	19.628	20.148	221.3	10:00.245	13	59.495	21.227	18.892	19.376	226.9	14:23.964
10	1:02.829	23.281	19.622	19.926	208.1	11:03.074	14	1:29.689P	23.244	23.019	43.426	183.4	15:53.653
11	1:04.216	24.077	19.868	20.271	218.2	12:07.290	15	3:27.730	2:48.690	19.386	19.654	107.0	19:21.383
12	1:02.293	22.717	19.694	19.882	216.9	13:09.583	16	1:00.321	21.843	18.823	19.655	217.3	20:21.704
13	1:28.006P	22.657	20.543	44.806	219.5	14:37.589	17	59.741	21.301	18.948	19.492	227.8	21:21.445
14	3:27.394	2:47.564	19.760	20.070	99.7	18:04.983	18	59.189	21.211	18.786	19.192	231.8	22:20.634
15	1:01.661	22.404	19.452	19.805	216.4	19:06.644	19	59.109	21.080	18.780	19.249	228.3	23:19.743
16	1:01.153	22.123	19.324	19.706	225.0	20:07.797	20	59.420	20.996	18.942	19.482	230.3	24:19.163
17	1:01.357	22.181	19.364	19.812	221.8	21:09.154	21	1:07.441	26.539	19.479	21.423	232.3	25:26.604
18	1:01.468	22.414	19.271	19.783	222.2	22:10.622	22	1:02.147	23.098	19.813	19.236	189.1	26:28.751
19	1:00.879	22.086	19.209	19.584	221.8	23:11.501	23	1:03.139	24.234	19.508	19.397	228.3	27:31.890
20	1:02.654	22.845	20.111	19.698	224.5	24:14.155	24	59.282	21.386	18.649	19.247	230.3	28:31.172
21	1:27.684P	23.482	19.630	44.572	207.3	25:41.839	25	59.573	21.393	18.864	19.316	231.3	29:30.745
22	3:17.611	2:37.818	19.833	19.960	133.2	28:59.450	26	59.153	21.183	18.725	19.245	226.4	30:29.898
23	1:00.475	21.616	19.059	19.800	226.4	29:59.925	27	59.419	21.401	18.695	19.323	230.8	31:29.317
24	1:00.336	21.869	18.993	19.474	226.4	31:00.261	28	59.519	21.510	18.690	19.319	229.3	32:28.836
25	1:00.065	21.880	18.544	19.641	226.9	32:00.326	29	3:00.125P	21.433	18.694	2:19.998	228.8	35:28.961
26	59.822	21.512	18.513	19.797	226.9	33:00.148	30	2:52.747	2:15.293	18.692	18.762	152.5	38:21.708
27	59.228	21.474	18.520	19.234	226.4	33:59.376	31	58.081	21.028	18.244	18.809	227.8	39:19.789
28	58.969	21.530	18.181	19.258	225.9	34:58.345	32	58.088	20.894	18.347	18.847	227.8	40:17.877
29	59.486	21.571	18.660	19.255	225.9	35:57.831							
30	59.189	21.566	18.333	19.290	223.6	36:57.020							
31	58.980	21.539	18.283	19.158	226.4	37:56.000							
32	59.510	21.491	18.681	19.338	226.4	38:55.510							
33	59.402	21.738	18.448	19.216	226.9	39:54.912							
34	59.085	21.455	18.478	19.152	226.9	40:53.997							

25		Daniel GREGOR	
		KÜS Team Bernhard	
1	20:45.465	...	19.071 19.025 151.7 20:45.465
2	59.160	21.019	19.116 19.025 225.9 21:44.625
3	59.500	21.251	18.961 19.288 230.3 22:44.125
4	58.975	20.868	18.860 19.247 228.8 23:43.100
5	59.271	20.843	19.110 19.318 227.4 24:42.371
6	59.353	21.265	18.990 19.098 226.9 25:41.724
7	59.072	21.110	18.873 19.089 224.1 26:40.796
8	58.790	20.982	18.605 19.203 226.9 27:39.586
9	58.934	20.843	18.899 19.192 227.8 28:38.520
10	58.487	20.869	18.526 19.092 225.5 29:37.007
11	2:42.108P	24.572	19.186 1:58.350 231.3 32:19.115
12	3:07.199	2:30.079	18.058 19.062 151.7 35:26.314
13	58.354	20.764	18.767 18.823 225.5 36:24.668
14	57.801	20.834	18.144 18.823 225.0 37:22.469
15	57.908	20.767	18.245 18.896 225.9 38:20.377
16	58.458	20.972	18.490 18.996 224.5 39:18.835
17	58.099	20.732	18.589 18.778 225.0 40:16.934

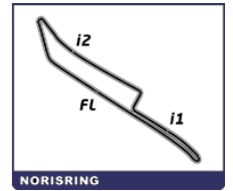
26		Ricky CAPO	
		KÜS Team Bernhard	
1	2:01.445	1:13.249	25.264 22.932 104.4 2:01.445
2	1:06.097	24.334	20.915 20.848 163.6 3:07.542
3	1:05.308	23.698	20.810 20.800 160.7 4:12.850
4	1:03.646	23.043	20.232 20.371 191.2 5:16.496
5	1:01.587	22.070	19.457 20.060 212.6 6:18.083

31		Thiago VIVACQUA	
		Heide - Motorsport	
1	1:27.654	44.184	21.690 21.780 105.7 1:27.654
2	1:01.958	22.607	19.743 19.608 203.4 2:29.612
3	1:01.767	22.461	19.765 19.541 186.2 3:31.379
4	1:00.463	21.794	19.163 19.506 223.6 4:31.842
5	1:01.717	22.421	19.197 20.099 203.4 5:33.559
6	1:00.074	22.012	18.750 19.312 202.6 6:33.633
7	59.961	21.744	18.794 19.423 208.1 7:33.594
8	1:00.184	21.606	19.048 19.530 218.6 8:33.778
9	59.481	21.355	18.883 19.243 224.5 9:33.259
10	59.398	21.246	18.933 19.219 227.8 10:32.657
11	58.969	21.199	18.619 19.151 227.8 11:31.626
12	59.488	21.686	18.774 19.028 225.5 12:31.114
13	58.974	21.045	18.767 19.162 230.3 13:30.088
14	3:17.132P	21.172	18.743 2:37.217 229.8 16:47.220
15	3:49.050	3:10.398	19.179 19.473 149.8 20:36.270
16	59.136	21.255	18.743 19.138 224.5 21:35.406
17	58.714	21.058	18.651 19.005 230.3 22:34.120
18	59.344	21.465	18.781 19.098 214.7 23:33.464
19	59.135	21.294	18.573 19.268 227.4 24:32.599
20	58.921	20.963	18.913 19.045 225.0 25:31.520
21	59.149	21.501	18.753 18.895 226.9 26:30.669
22	58.756	20.938	18.656 19.162 230.3 27:29.425
23	58.450	21.075	18.395 18.980 225.0 28:27.875
24	58.821	21.493	18.401 18.927 228.3 29:26.696
25	58.430	21.278	18.264 18.888 231.3 30:25.126
26	59.365	21.660	18.466 19.239 215.1 31:24.491
27	57.892	20.887	18.303 18.702 228.8 32:22.383
28	57.995	21.173	18.121 18.701 229.8 33:20.378
29	57.938	21.170	18.109 18.659 220.9 34:18.316
30	57.532	20.980	18.002 18.550 225.5 35:15.848
31	57.510	20.886	18.018 18.606 226.4 36:13.358



Free Practice 1 Sector Analysis

— Invalidated Lap							■ Personal Best		■ Session Best		P Crossing the pit lane			
Lap	Time	Sector 1	Sector 2	Sector 3	T.Sp	Elapsed	Lap	Time	Sector 1	Sector 2	Sector 3	T.Sp	Elapsed	
32	57.823	20.918	18.055	18.850	224.1	37:11.181	24	1:20.182P	21.614	18.890	39.678	222.2	31:55.512	
33	58.993	21.085	18.156	19.752	226.9	38:10.174	48		Sophie HOFMANN					
34	1:04.955	22.852	21.951	20.152		39:15.129	Heide - Motorsport							
35	57.353	20.693	18.100	18.560	230.3	40:12.482								
34		Theo OEVERHAUS												
Walkenhorst Motorsport														
1	4:24.353	3:40.792	21.758	21.803	101.8	4:24.353	1	1:37.421	48.679	24.307	24.435	97.2	1:37.421	
2	1:04.793	24.122	20.072	20.599	165.6	5:29.146	2	1:10.955	26.742	22.038	22.175	148.4	2:48.376	
3	1:02.353	22.571	19.605	20.177	197.8	6:31.499	3	1:30.581P	25.223	21.858	43.500	163.6	4:18.957	
4	1:01.303	22.023	19.350	19.930	213.0	7:32.802	4	2:48.584	2:03.922	22.978	21.684	112.0	7:07.541	
5	1:01.020	21.802	19.417	19.801	223.1	8:33.822	5	1:03.946	23.131	20.173	20.642	190.5	8:11.487	
6	1:01.403	22.145	19.213	20.045	188.8	9:35.225	6	1:09.263	24.078	23.774	21.411	187.2	9:20.750	
7	1:01.213	21.907	19.343	19.963	219.5	10:36.438	7	1:04.365	23.768	20.490	20.107	200.0	10:25.115	
8	1:00.692	21.479	19.401	19.812	224.1	11:37.130	8	1:01.362	21.779	19.528	20.055	224.5	11:26.477	
9	1:00.640	21.404	19.162	20.074	223.6	12:37.770	9	1:00.451	21.371	19.344	19.736	223.1	12:26.928	
10	1:00.910	21.678	19.379	19.853	223.6	13:38.680	10	1:01.529	22.303	19.456	19.770	211.4	13:28.457	
11	1:00.686	21.677	19.204	19.805	215.6	14:39.366	11	1:00.451	21.502	19.366	19.583	223.1	14:28.908	
12	1:00.229	21.570	19.054	19.605	224.1	15:39.595	12	1:00.276	21.436	19.152	19.688	228.3	15:29.184	
13	1:00.348	21.725	19.101	19.522	224.5	16:39.943	13	59.847	21.513	18.875	19.459	224.1	16:29.031	
14	1:20.760P	21.741	19.197	39.822	223.6	18:00.703	14	59.938	21.648	18.880	19.410	209.3	17:28.969	
15	6:59.429P	5:51.009	24.834	43.586	129.5	25:00.132	15	1:39.172P	21.378	33.693	44.101	226.4	19:08.141	
16	1:37.482	57.730	19.894	19.858	140.8	26:37.614	16	3:03.350	2:23.844	19.855	19.651	115.3	22:11.491	
17	1:00.352	21.640	19.172	19.540	224.5	27:37.966	17	1:00.659	21.816	19.089	19.754	220.9	23:12.150	
18	1:00.117	21.737	18.949	19.431	218.2	28:38.083	18	1:00.493	21.860	19.150	19.483	224.1	24:12.643	
19	1:00.293	22.026	18.923	19.344	225.0	29:38.376	19	59.903	21.377	19.162	19.364	221.3	25:12.546	
20	59.401	21.524	18.454	19.423	225.5	30:37.777	20	59.091	21.041	18.977	19.073	227.8	26:11.637	
21	59.971	21.731	18.725	19.515	223.6	31:37.748	21	59.406	20.987	19.024	19.395	228.8	27:11.043	
22	1:00.309	21.734	18.871	19.704	225.0	32:38.057	22	1:00.131	21.434	19.167	19.530	226.9	28:11.174	
23	1:00.252	21.762	18.973	19.517	224.5	33:38.309	23	59.110	21.139	18.762	19.209	225.9	29:10.284	
24	1:19.411P	21.651	18.603	39.157	220.0	34:57.720	24	59.643	21.460	19.096	19.087	225.9	30:09.927	
25	2:48.323	2:10.108	18.828	19.387	138.1	37:46.043	25	58.637	21.055	18.684	18.898	225.0	31:08.564	
26	59.610	21.581	18.783	19.246	223.1	38:45.653	26	58.627	21.056	18.426	19.145	225.0	32:07.191	
27	1:00.239	21.521	18.932	19.786	224.1	39:45.892	27	58.897	20.966	18.741	19.190	224.1	33:06.088	
28	1:19.629P	21.445	18.723	39.461	224.1	41:05.521	28	58.626	20.977	18.568	19.081	227.8	34:04.714	
47		Colin CARESANI												
Project 1														
1	2:25.709	1:35.782	25.525	24.402	109.1	2:25.709	63		Jacob RIEGEL					
2	1:08.499	28.062	20.074	20.363	175.3	3:34.208	Speed Monkeys							
3	1:02.850	22.540	19.809	20.501	203.0	4:37.058	1	3:07.186	2:11.782	27.948	27.456	87.0	3:07.186	
4	1:01.949	22.395	19.640	19.914	206.5	5:39.007	2	1:22.095	32.215	25.739	24.141	96.4	4:29.281	
5	1:00.618	21.704	19.319	19.595	219.1	6:39.625	3	1:13.137	29.914	21.474	21.749	116.3	5:42.418	
6	1:00.970	21.932	19.247	19.791	215.1	7:40.595	4	1:07.891	26.545	20.097	21.249	125.1	6:50.309	
7	1:07.426	21.861	19.467	26.098	216.0	8:48.021	5	1:06.535	25.755	19.993	20.787	145.0	7:56.844	
8	1:00.612	21.626	19.166	19.820	224.1	9:48.633	6	1:05.926	25.418	19.526	20.982	170.1	9:02.770	
9	1:00.656	21.619	19.079	19.958	224.5	10:49.289	7	1:03.180	23.138	19.242	20.800	176.8	10:05.950	
10	1:01.034	21.931	19.201	19.902	223.6	11:50.323	8	1:01.878	22.572	19.134	20.172	189.8	11:07.828	
11	1:00.101	21.497	18.974	19.630	223.1	12:50.424	9	1:01.487	21.933	18.920	20.634	198.9	12:09.315	
12	1:00.309	21.687	18.926	19.696	223.6	13:50.733	10	1:01.846	22.955	19.252	19.639	204.2	13:11.161	
13	59.703	21.517	18.877	19.309	223.1	14:50.436	11	1:01.342	22.100	19.135	20.107	220.9	14:12.503	
14	1:21.077P	21.480	18.953	40.644	226.4	16:11.513	12	1:00.486	21.873	19.025	19.588	222.7	15:12.989	
15	2:29.984	1:48.808	19.920	21.256	147.7	18:41.497	13	1:22.455P	21.789	19.574	41.092	222.7	16:35.444	
16	59.877	21.465	19.013	19.399	223.1	19:41.374	14	2:27.826	1:48.362	19.227	20.237	109.8	19:03.270	
17	59.839	21.555	18.900	19.384	223.1	20:41.213	15	1:01.096	21.996	19.317	19.783	223.1	20:04.366	
18	1:00.977	21.609	18.899	20.469	224.5	21:42.190	16	1:00.402	21.792	19.031	19.579	224.5	21:04.768	
19	59.982	21.599	18.999	19.384	224.1	22:42.172	17	1:00.233	21.809	18.840	19.584	224.1	22:05.001	
20	59.673	21.393	18.907	19.373	224.1	23:41.845	18	1:00.275	21.782	18.975	19.518	224.1	23:05.276	
21	1:32.188P	22.554	27.211	42.423	223.6	25:14.033	19	1:00.631	21.650	18.966	20.015	225.5	24:05.907	
22	4:21.610	3:37.984	22.917	20.709	93.8	29:35.643	20	1:00.097	21.438	18.938	19.721	225.0	25:06.004	
23	59.687	21.555	18.762	19.370	223.6	30:35.330	21	1:00.169	21.839	19.032	19.298	223.6	26:06.173	



Free Practice 1
Sector Analysis

— Invalidated Lap ■ Personal Best ■ Session Best P Crossing the pit lane

Lap	Time	Sector 1	Sector 2	Sector 3	T.Sp	Elapsed	Lap	Time	Sector 1	Sector 2	Sector 3	T.Sp	Elapsed
22	1:20.790P	21.630	18.993	40.167	223.1	27:26.963	16	1:00.127	21.490	18.919	19.718	223.6	22:49.000
23	2:45.120	2:05.712	19.223	20.185	142.7	30:12.083	17	1:00.916	22.191	19.022	19.703	210.9	23:49.916
24	59.553	21.627	18.609	19.317	221.3	31:11.636	18	1:21.147P	21.964	19.180	40.003	225.0	25:11.063
25	59.088	21.475	18.410	19.203	222.2	32:10.724	19	3:46.344	3:07.860	19.102	19.382	145.9	28:57.407
26	58.691	21.280	18.175	19.236	222.7	33:09.415	20	59.846	21.557	18.850	19.439	224.5	29:57.253
27	58.718	21.457	18.065	19.196	222.7	34:08.133	21	59.877	21.885	18.631	19.361	225.0	30:57.130
28	59.429	21.605	18.677	19.147	221.3	35:07.562	22	59.499	21.584	18.555	19.360	224.1	31:56.629
29	1:19.353P	21.492	18.093	39.768	220.9	36:26.915	23	59.421	21.613	18.502	19.306	221.8	32:56.050
30	2:09.958	1:30.924	18.711	20.323	142.3	38:36.873	24	1:26.896P	22.722	22.384	41.790	199.3	34:22.946
31	58.276	21.253	18.037	18.986	224.1	39:35.149							
32	58.795	21.312	18.123	19.360	223.6	40:33.944							

77		J.P. SOUTHERN				
		EastSide Motorsport				
1	3:13.758	2:28.016	22.748	22.994	116.0	3:13.758
2	1:30.087P	25.042	20.444	44.601	133.5	4:43.845
3	2:04.888	1:23.776	20.161	20.951	148.6	6:48.733
4	1:04.454	23.557	19.967	20.930	168.0	7:53.187
5	1:02.820	22.826	19.597	20.397	173.1	8:56.007
6	1:02.152	22.906	19.319	19.927	185.2	9:58.159
7	1:01.489	22.231	19.432	19.826	194.2	10:59.648
8	1:00.225	21.523	19.136	19.566	219.5	11:59.873
9	1:00.684	21.777	19.332	19.575	207.3	13:00.557
10	1:00.427	21.374	19.280	19.773	218.2	14:00.984
11	1:01.527	21.731	19.852	19.944	208.9	15:02.511
12	1:29.257P	25.036	21.295	42.926	152.5	16:31.768
13	5:51.303	5:11.993	19.611	19.699	146.9	22:23.071
14	1:00.468	21.547	19.255	19.666	210.1	23:23.539
15	1:00.246	21.508	19.198	19.540	214.7	24:23.785
16	59.846	21.450	18.953	19.443	210.5	25:23.631
17	59.897	21.477	18.972	19.448	216.9	26:23.528
18	59.688	21.272	19.062	19.354	216.0	27:23.216
19	59.547	21.276	18.950	19.321	221.8	28:22.763
20	59.515	21.172	18.933	19.410	225.0	29:22.278
21	59.544	21.267	18.949	19.328	226.9	30:21.822
22	59.223	21.343	18.687	19.193	224.1	31:21.045
23	59.004	21.217	18.631	19.156	223.6	32:20.049
24	59.009	21.227	18.595	19.187	224.1	33:19.058
25	1:26.492P	21.513	22.524	42.455	225.5	34:45.550
26	2:50.209	2:12.706	18.607	18.896	150.6	37:35.759
27	58.169	21.098	18.439	18.632	222.7	38:33.928
28	57.707	20.774	18.314	18.619	226.9	39:31.635
29	1:24.684P	20.859	19.737	44.088	226.4	40:56.319

90		Tim HEINEMANN				
		ta Gazoo Racing Germany powered by Ring R4				
1	4:16.684	3:29.454	24.990	22.240	113.9	4:16.684
2	1:03.701	23.199	19.949	20.553	172.5	5:20.385
3	1:01.209	22.115	19.342	19.752	215.6	6:21.594
4	1:00.501	21.606	19.350	19.545	224.5	7:22.095
5	1:00.680	21.633	19.023	20.024	226.4	8:22.775
6	1:00.351	21.617	19.190	19.544	226.4	9:23.126
7	1:00.316	21.683	19.226	19.407	222.7	10:23.442
8	1:20.831P	21.446	19.009	40.376	225.9	11:44.273
9	4:00.502	3:21.055	19.572	19.875	146.3	15:44.775
10	1:00.722	21.823	19.050	19.849	213.9	16:45.497
11	1:01.392	22.293	19.183	19.916	210.1	17:46.889
12	1:00.525	21.749	18.949	19.827	210.5	18:47.414
13	1:01.084	22.181	19.111	19.792	209.3	19:48.498
14	1:00.327	21.559	18.930	19.838	225.5	20:48.825
15	1:00.048	21.576	18.882	19.590	225.0	21:48.873

99		Nick HANCKE				
		Speed Monkeys				
1	1:55.877	1:09.398	23.670	22.809	88.0	1:55.877
2	1:10.516	26.734	21.475	22.307	130.3	3:06.393
3	1:08.831	25.282	21.828	21.721	147.5	4:15.224
4	1:08.935	26.169	20.694	22.072	137.8	5:24.159
5	1:06.693	24.987	20.586	21.120	137.8	6:30.852
6	1:05.267	25.249	19.614	20.404	152.1	7:36.119
7	1:04.688	23.270	19.801	21.617	183.1	8:40.807
8	1:08.584	26.106	21.404	21.074	145.6	9:49.391
9	1:01.287	22.296	19.070	19.921	190.5	10:50.678
10	1:01.036	21.900	19.093	20.043	211.4	11:51.714
11	1:00.994	22.027	18.940	20.027	208.9	12:52.708
12	1:22.068P	22.330	19.026	40.712	213.4	14:14.776
13	2:09.345	1:29.798	19.456	20.091	145.4	16:24.121
14	1:01.218	22.121	19.119	19.978	218.2	17:25.339
15	1:00.976	22.242	18.840	19.894	217.7	18:26.315
16	1:00.777	22.160	18.832	19.785	212.6	19:27.092
17	1:01.508	22.096	19.327	20.085	218.6	20:28.600
18	1:01.551	22.506	19.327	19.718	206.1	21:30.151
19	1:00.644	21.934	18.958	19.752	220.0	22:30.795
20	1:00.246	21.781	18.943	19.522	219.5	23:31.041
21	1:01.256	21.981	19.353	19.922	216.4	24:32.297
22	1:02.763	22.856	19.095	20.812		25:35.060
23	2:23.412P	21.979	19.098	1:42.335	197.8	27:58.472
24	3:34.444	2:54.395	19.297	20.752	143.6	31:32.916
25	59.612	21.915	18.530	19.167	208.1	32:32.528
26	58.625	21.426	18.150	19.049	223.6	33:31.153
27	59.356	21.671	18.387	19.298	221.3	34:30.509
28	59.288	21.783	18.212	19.293	219.5	35:29.797
29	58.526	21.294	18.173	19.059	220.0	36:28.323
30	59.350	21.816	18.072	19.462	219.5	37:27.673
31	59.227	21.444	18.356	19.427	220.9	38:26.900
32	1:00.430	21.885	19.444	19.101	219.5	39:27.330
33	58.650	21.349	18.295	19.006	221.8	40:25.980