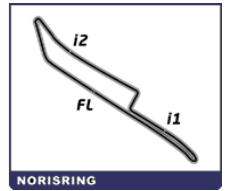


Race 1 Sector Analysis

— Invalidated Lap ■ Personal Best ■ Session Best P Crossing the pit lane

Lap	Time	Sector 1	Sector 2	Sector 3	T.Sp	Elapsed	Lap	Time	Sector 1	Sector 2	Sector 3	T.Sp	Elapsed		
1		Maximilian GÖTZ						3		Kelvin VAN DER LINDE					
		Mercedes-AMG Team WINWARD Racing								ABT Sportsline					
1	56.383	22.740	17.019	16.624		56.383	1	52.841	20.234	16.074	16.533		52.841		
2	1:22.188	38.702	23.295	20.191	112.4	2:18.571	2	1:16.449	32.076	23.209	21.164	129.7	2:09.290		
3	1:14.987	28.881	23.521	22.585	184.9	3:33.558	3	1:14.695	29.918	23.183	21.594	176.2	3:23.985		
4	1:12.554	28.621	21.295	22.638	157.9	4:46.112	4	1:12.540	29.179	22.154	21.207	180.3	4:36.525		
5	1:05.301	24.531	18.485	22.285	137.4	5:51.413	5	1:06.483	24.855	20.081	21.547	190.5	5:43.008		
6	1:14.515	23.446	19.305	31.764	166.4	7:05.928	6	1:21.901	23.732	23.804	34.365	197.1	7:04.909		
7	55.962	22.362	16.799	16.801	211.8	8:01.890	7	54.131	21.437	16.134	16.560	207.3	7:59.040		
8	51.977	18.854	16.508	16.615	248.3	8:53.867	8	50.562	18.394	15.712	16.456	241.6	8:49.602		
9	50.819	18.697	15.751	16.371	246.0	9:44.686	9	50.391	18.371	15.589	16.431	241.1	9:39.993		
10	50.711	18.569	15.782	16.360	247.1	10:35.397	10	50.250	18.318	15.545	16.387	240.5	10:30.243		
11	50.362	18.385	15.624	16.353	244.3	11:25.759	11	50.341	18.331	15.586	16.424	240.0	11:20.584		
12	50.544	18.506	15.718	16.320	246.6	12:16.303	12	50.153	18.306	15.497	16.350	238.9	12:10.737		
13	50.388	18.307	15.677	16.404	244.9	13:06.691	13	50.111	18.230	15.488	16.393	239.5	13:00.848		
14	1:08.972 P	18.313	15.600	35.059	246.0	14:15.663	14	50.070	18.246	15.486	16.338	240.5	13:50.918		
15	1:59.347	59.122	29.029	31.196	79.5	16:15.010	15	1:14.614	18.420	24.860	31.334	239.5	15:05.532		
16	1:38.336	38.137	28.992	31.207	78.4	17:53.346	16	2:05.183 P	37.593	28.700	58.890	79.4	17:10.715		
17	1:38.329	38.182	29.020	31.127	78.7	19:31.675	17	1:46.422	46.761	28.800	30.861	80.4	18:57.137		
18	1:12.181	37.704	17.245	17.232	78.7	20:43.856	18	1:28.385	37.917	28.810	21.658	79.4	20:25.522		
19	1:03.696	18.749	15.982	28.965	237.4	21:47.552	19	1:20.905	21.022	27.130	32.753	190.8	21:46.427		
20	57.385	22.054	16.934	18.397	214.7	22:44.937	20	54.516	21.543	16.263	16.710		22:40.943		
21	1:20.503	27.673	29.324	23.506	120.9	24:05.440	21	1:17.998	26.099	27.135	24.764	145.4	23:58.941		
22	1:09.663	24.952	23.305	21.406	165.9	25:15.103	22	1:09.258	23.326	23.708	22.224	164.1	25:08.199		
23	1:10.446	24.155	25.511	20.780	146.3	26:25.549	23	1:10.982	24.447	23.499	23.036	187.5	26:19.181		
24	1:08.793	24.414	23.284	21.095	144.2	27:34.342	24	1:08.804	23.595	22.773	22.436	157.2	27:27.985		
25	1:09.114	23.547	24.390	21.177	140.1	28:43.456	25	1:09.372	23.429	23.027	22.916	149.2	28:37.357		
26	1:09.224	23.411	22.050	23.763	152.5	29:52.680	26	1:09.308	22.686	21.769	24.853	190.1	29:46.665		
27	1:07.792	23.777	23.034	20.981	186.2	31:00.472	27	1:07.150	23.897	21.881	21.372	184.0	30:53.815		
28	1:14.567	23.498	20.530	30.539	163.6	32:15.039	28	1:20.305	23.846	24.238	32.221	171.4	32:14.120		
29	55.419	21.766	16.416	17.237	219.5	33:10.458	29	56.889	21.600	16.380	18.909	206.9	33:11.009		
30	1:14.469	27.846	26.184	20.439	111.9	34:24.927	30	1:14.520	27.902	26.245	20.373	108.7	34:25.529		
31	1:08.906	25.092	22.328	21.486	159.1	35:33.833	31	1:09.146	25.190	22.268	21.688	147.9	35:34.675		
32	1:05.587	24.136	20.522	20.929	140.4	36:39.420	32	1:05.718	23.858	20.623	21.237	170.1	36:40.393		
33	1:17.443	24.900	21.087	31.456	182.4	37:56.863	33	1:16.366	24.489	21.028	30.849	173.4	37:56.759		
34	54.486	21.316	16.663	16.507	208.9	38:51.349	34	57.780	24.002	16.623	17.155	208.1	38:54.539		
35	50.576	18.346	15.765	16.465	246.0	39:41.925	35	51.586	18.839	15.934	16.813	242.7	39:46.125		
36	50.541	18.382	15.721	16.438	244.9	40:32.466	36	51.468	18.815	15.973	16.680	239.5	40:37.593		
37	50.157	18.182	15.627	16.348	247.1	41:22.623	37	51.156	18.547	15.779	16.830	246.6	41:28.749		
38	50.220	18.235	15.621	16.364	246.6	42:12.843	38	50.741	18.608	15.697	16.436	244.3	42:19.490		
39	51.075	18.600	15.909	16.566	248.8	43:03.918	39	50.894	18.581	15.742	16.571	243.8	43:10.384		
40	50.343	18.290	15.726	16.327	247.7	43:54.261	40	51.045	18.546	15.725	16.774	242.7	44:01.429		
41	50.186	18.285	15.564	16.337	246.0	44:44.447	41	50.944	18.500	15.741	16.703	243.2	44:52.373		
42	49.956	18.151	15.528	16.277	247.7	45:34.403									
43	49.973	18.067	15.666	16.240	248.3	46:24.376	4		Luca STOLZ						
44	50.963	18.826	15.834	16.303	248.8	47:15.339			Mercedes-AMG Team HRT						
45	50.125	18.185	15.569	16.371	245.5	48:05.464	1	1:13.761	33.715	17.506	22.540		1:13.761		
46	50.120	18.184	15.598	16.338	246.0	48:55.584	2	1:09.744	28.025	21.801	19.918	210.5	2:23.505		
47	50.097	18.221	15.505	16.371	246.0	49:45.681	3	1:15.601	29.600	23.829	22.172	132.8	3:39.106		
48	50.031	18.208	15.512	16.311	244.3	50:35.712	4	1:12.275	29.834	21.173	21.268	133.0	4:51.381		
49	50.188	18.266	15.553	16.369	246.0	51:25.900	5	1:05.840	25.480	17.693	22.667	157.7	5:57.221		
50	50.220	18.281	15.601	16.338	246.0	52:16.120	6	1:09.536	24.240	18.119	27.177	157.7	7:06.757		
51	50.094	18.260	15.495	16.339	246.6	53:06.214	7	55.673	22.318	16.583	16.772	221.3	8:02.430		
52	50.087	18.201	15.474	16.412	246.6	53:56.301	8	52.375	19.137	16.238	17.000	250.6	8:54.805		
53	50.132	18.173	15.581	16.378	246.0	54:46.433	9	51.518	18.931	16.022	16.565	247.7	9:46.323		
54	49.990	18.103	15.487	16.400	247.1	55:36.423	10	51.188	18.841	16.062	16.285	247.1	10:37.511		
55	49.984	18.216	15.522	16.246	247.7	56:26.407	11	50.648	18.531	15.670	16.447	246.0	11:28.159		
56	49.870	18.114	15.458	16.298	247.7	57:16.277	12	50.439	18.357	15.667	16.415	245.5	12:18.598		
57	50.052	18.156	15.574	16.322	248.3	58:06.329	13	50.450	18.504	15.649	16.297	246.0	13:09.048		
							14	1:09.604 P	18.408	15.581	35.615	245.5	14:18.652		



Race 1 Sector Analysis

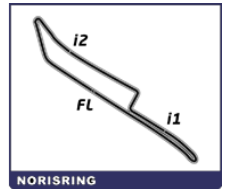
Lap	Time	Sector 1	Sector 2	Sector 3	T.Spd	Elapsed	Lap	Time	Sector 1	Sector 2	Sector 3	T.Spd	Elapsed
15	1:58.331	57.923	29.081	31.327	79.4	16:16.983	16	1:59.550	58.605	29.370	31.575	78.9	18:05.672
16	1:38.841	38.578	29.093	31.170	78.4	17:55.824	17	1:39.767	38.715	29.368	31.684	78.0	19:45.439
17	1:38.872	38.541	29.041	31.290	78.5	19:34.696	18	1:12.087	37.281	17.680	17.126	78.0	20:57.526
18	1:11.755	37.593	17.437	16.725	78.4	20:46.451	19	52.673	19.473	16.528	16.672	230.8	21:50.199
19	1:01.475	18.725	15.934	26.816	242.7	21:47.926	20	1:00.889	20.325	17.900	22.664	236.8	22:51.088
20	55.879	21.378	16.742	17.759	215.6	22:43.805	21	1:15.727	23.568	30.186	21.973	177.0	24:06.815
21	1:20.437	27.547	28.778	24.112	129.0	24:04.242	22	1:09.973	25.458	23.534	20.981	142.1	25:16.788
22	1:09.377	24.050	23.966	21.361	162.2	25:13.619	23	1:11.111	24.270	26.475	20.366	160.5	26:27.899
23	1:10.574	24.230	24.587	21.757	164.9	26:24.193	24	1:08.451	24.018	23.597	20.836	134.7	27:36.350
24	1:09.108	24.223	23.151	21.734	145.7	27:33.301	25	1:08.517	23.906	24.215	20.396	162.7	28:44.867
25	1:08.627	23.089	24.004	21.534	179.4	28:41.928	26	1:10.044	24.347	21.775	23.922	164.1	29:54.911
26	1:09.489	23.233	22.434	23.822	161.0	29:51.417	27	1:07.028	23.663	23.647	19.718	142.3	31:01.939
27	1:07.615	23.733	22.592	21.290	165.1	30:59.032	28	1:13.250	25.331	18.432	29.487	160.7	32:15.189
28	1:15.687	23.443	21.569	30.675	193.5	32:14.719	29	58.792	22.218	19.083	17.491	210.1	33:13.981
29	55.197	21.602	16.387	17.208	215.1	33:09.916	30	1:15.153	28.310	26.281	20.562	115.5	34:29.134
30	1:14.491	27.482	25.740	21.269	107.4	34:24.407	31	1:08.701	25.111	21.897	21.693	180.0	35:37.835
31	1:08.901	25.100	22.315	21.486	164.9	35:33.308	32	1:05.524	24.457	20.238	20.829	174.8	36:43.359
32	1:05.531	23.971	20.524	21.036	148.6	36:38.839	33	1:13.999	24.934	20.180	28.885	184.9	37:57.358
33	1:17.718	24.891	21.406	31.421	197.1	37:56.557	34	56.133	22.292	16.688	17.153	212.6	38:53.491
34	55.635	21.795	16.719	17.121	205.7	38:52.192	35	52.015	18.908	16.174	16.933	247.1	39:45.506
35	50.916	18.633	15.963	16.320	248.8	39:43.108	36	52.000	18.909	16.265	16.826	240.5	40:37.506
36	50.673	18.537	15.737	16.399	244.9	40:33.781	37	50.890	18.277	15.838	16.775	246.6	41:28.396
37	50.458	18.394	15.581	16.483	247.1	41:24.239	38	50.880	18.483	15.757	16.640	244.3	42:19.276
38	50.257	18.335	15.613	16.309	248.8	42:14.496	39	50.501	18.357	15.855	16.289	242.2	43:09.777
39	50.383	18.359	15.635	16.389	249.4	43:04.879	40	50.925	18.512	15.863	16.550	243.8	44:00.702
40	50.643	18.550	15.582	16.511	247.7	43:55.522	41	50.745	18.270	15.951	16.524	244.9	44:51.447
41	50.390	18.379	15.646	16.365	245.5	44:45.912	42	1:28.049P	23.209	22.058	42.782	181.8	46:19.496
42	50.079	18.284	15.526	16.269	248.8	45:35.991							
43	49.965	18.254	15.487	16.224	248.8	46:25.956							
44	50.151	18.156	15.567	16.428	249.4	47:16.107							
45	50.390	18.445	15.636	16.309	250.0	48:06.497							
46	49.995	18.199	15.510	16.286	247.7	48:56.492							
47	50.184	18.361	15.523	16.300	247.7	49:46.676							
48	50.259	18.276	15.716	16.267	248.3	50:36.935							
49	50.180	18.220	15.689	16.271	248.8	51:27.115							
50	50.048	18.263	15.517	16.268	248.8	52:17.163							
51	50.286	18.441	15.557	16.288	248.8	53:07.449							
52	50.016	18.222	15.476	16.318	248.3	53:57.465							
53	50.506	18.520	15.664	16.322	247.7	54:47.971							
54	49.901	18.077	15.477	16.347	243.2	55:37.872							
55	49.782	18.011	15.393	16.378	248.3	56:27.654							
56	49.734	17.985	15.422	16.327	248.3	57:17.388							
57	49.825	18.136	15.405	16.284	248.8	58:07.213							

7 **Ricardo FELLER**
 ABT Sportsline

1	55.627	21.725	16.957	16.945	55.627	
2	1:21.042	37.362	23.304	20.376	118.3	2:16.669
3	1:15.104	29.066	23.462	22.576	173.9	3:31.773
4	1:11.957	28.692	20.966	22.299	134.8	4:43.730
5	1:05.857	25.179	18.091	22.587	179.4	5:49.587
6	1:16.048	23.760	20.066	32.222	168.7	7:05.635
7	54.988	21.836	16.321	16.831	209.7	8:00.623
8	51.336	18.775	15.913	16.648	244.9	8:51.959
9	50.826	18.525	15.795	16.506	243.2	9:42.785
10	50.561	18.350	15.728	16.483	243.8	10:33.346
11	50.230	18.253	15.558	16.419	242.7	11:23.576
12	50.325	18.278	15.623	16.424	242.7	12:13.901
13	50.481	18.305	15.738	16.438	243.2	13:04.382
14	50.305	18.418	15.566	16.321	243.8	13:54.687
15	1:43.632P	21.101	29.093	53.438	242.7	15:38.319
16	1:46.763	46.625	29.103	31.035	80.1	17:25.082
17	1:38.000	37.890	29.144	30.966	79.1	19:03.082
18	1:25.483	37.884	29.053	18.546	79.2	20:28.565
19	1:18.077	20.884	24.670	32.523	141.4	21:46.642
20	54.630	21.480	16.287	16.863	210.9	22:41.272
21	1:18.277	26.387	27.313	24.577	139.0	23:59.549
22	1:09.256	23.458	23.718	22.080	159.5	25:08.805
23	1:10.905	24.572	23.785	22.548	184.6	26:19.710
24	1:08.863	23.655	23.088	22.120	137.8	27:28.573
25	1:09.691	23.508	23.117	23.066	148.4	28:38.264
26	1:09.170	22.388	22.057	24.725	176.2	29:47.434
27	1:07.001	23.852	22.010	21.139	183.7	30:54.435
28	1:19.805	23.920	24.045	31.840	178.5	32:14.240
29	54.868	21.113	16.286	17.469	213.9	33:09.108
30	1:13.466	26.140	25.499	21.827	112.9	34:22.574
31	1:08.976	25.350	22.353	21.273	175.3	35:31.550

6 **Alessio DELEDDA**
 GRT grasser-racing.com

1	1:17.707	33.912	18.034	25.761	1:17.707	
2	1:09.105	30.747	19.607	18.751	168.7	2:26.812
3	1:12.672	27.309	23.314	22.049	169.0	3:39.484
4	1:12.677	30.222	21.042	21.413	133.2	4:52.161
5	1:05.454	26.138	17.103	22.213	176.5	5:57.615
6	1:09.157	24.786	17.587	26.784	153.8	7:06.772
7	57.245	22.866	17.434	16.945	217.3	8:04.017
8	52.737	19.087	16.493	17.157	248.8	8:56.754
9	52.022	18.550	16.042	17.430	247.1	9:48.776
10	51.594	18.377	16.548	16.669	243.8	10:40.370
11	50.724	18.278	15.923	16.523	245.5	11:31.094
12	50.548	18.379	15.840	16.329	244.3	12:21.642
13	51.275	18.249	15.975	17.051	245.5	13:12.917
14	1:00.418	24.312	17.421	18.685	248.8	14:13.335
15	1:52.787P	39.871	29.226	43.690	78.1	16:06.122



Race 1 Sector Analysis

— Invalidated Lap ■ Personal Best ■ Session Best P Crossing the pit lane

Lap	Time	Sector 1	Sector 2	Sector 3	T.Sp	Elapsed	Lap	Time	Sector 1	Sector 2	Sector 3	T.Sp	Elapsed
32	1:05.368	24.330	20.230	20.808	167.2	36:36.918	4	1:07.408	25.169	20.962	21.277	163.1	4:55.960
33	1:19.283	25.142	22.331	31.810	192.2	37:56.201	5	1:05.253	26.131	16.564	22.558	133.2	6:01.213
34	55.344	21.965	16.668	16.711	207.7	38:51.545	6	1:05.972	25.060	17.281	23.631	131.2	7:07.185
35	50.769	18.474	15.823	16.472	243.8	39:42.314	7	56.177	22.253	17.061	16.863	210.9	8:03.362
36	50.552	18.425	15.757	16.370	244.9	40:32.866	8	52.603	19.225	16.410	16.968	243.2	8:55.965
37	50.383	18.353	15.666	16.364	244.9	41:23.249	9	51.383	18.649	16.012	16.722	248.8	9:47.348
38	50.190	18.131	15.631	16.428	244.3	42:13.439	10	51.591	18.943	16.203	16.445	247.1	10:38.939
39	50.765	18.300	15.883	16.582	248.3	43:04.204	11	50.974	18.795	15.677	16.502	246.6	11:29.913
40	50.829	18.341	15.641	16.847	244.9	43:55.033	12	50.652	18.447	15.662	16.543	244.3	12:20.565
41	50.411	18.506	15.581	16.324	243.8	44:45.444	13	51.336	19.079	15.615	16.642	244.9	13:11.901
42	50.076	18.330	15.462	16.284	246.6	45:35.520							
43	50.015	18.150	15.515	16.350	245.5	46:25.535							
44	50.218	18.035	15.701	16.482	246.0	47:15.753							
45	50.308	18.297	15.630	16.381	246.6	48:06.061							
46	50.104	18.115	15.610	16.379	243.8	48:56.165							
47	50.281	18.223	15.630	16.428	244.9	49:46.446							
48	50.251	18.216	15.504	16.531	246.0	50:36.697							
49	50.077	18.215	15.552	16.310	245.5	51:26.774							
50	50.136	18.182	15.504	16.450	244.9	52:16.910							
51	50.100	18.299	15.441	16.360	245.5	53:07.010							
52	50.235	18.246	15.463	16.526	244.3	53:57.245							
53	50.636	18.345	15.509	16.782	244.9	54:47.881							
54	50.412	18.411	15.647	16.354	242.7	55:38.293							
55	49.990	18.238	15.433	16.319	246.0	56:28.283							
56	50.039	18.129	15.556	16.354	246.0	57:18.322							
57	50.011	18.118	15.477	16.416	246.0	58:08.333							

10		Esteban MUTH		Walkenhorst Motorsport			
1	57.505	24.397	16.226	16.882		57.505	
2	1:24.101	42.231	21.461	20.409	110.7	2:21.606	
3	1:14.855	29.224	23.539	22.092	175.3	3:36.461	
4	1:13.125	30.002	22.155	20.968	152.3	4:49.586	
5	1:05.991	24.465	18.599	22.927	179.7	5:55.577	
6	1:10.870	23.299	18.929	28.642	163.4	7:06.447	
7	57.367	22.599	17.790	16.978		8:03.814	
8	53.223	19.404	16.579	17.240	252.3	8:57.037	
9	51.318	18.621	15.897	16.800	250.6	9:48.355	
10	52.424	19.146	16.464	16.814	249.4	10:40.779	
11	50.732	18.249	15.831	16.652	249.4	11:31.511	
12	50.612	18.300	15.776	16.536	249.4	12:22.123	
13	50.613	18.189	15.819	16.605	251.2	13:12.736	

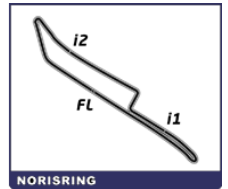
11		Marco WITTMANN		Walkenhorst Motorsport			
1	2:20.442P	31.043	49.310	1:00.089		2:20.442	

12		Dev GORE		Team Rosberg			
1	1:17.181	33.406	17.882	25.893		1:17.181	
2	1:25.141P	28.419	20.052	36.670	164.1	2:42.322	
3	1:53.893P	1:00.985	17.223	35.685	162.2	4:36.215	
4	4:26.837	3:51.626	17.439	17.772	25.7	9:03.052	
5	1:13.154P	19.899	16.607	36.648	237.4	10:16.206	

19		Franck PERERA		GRT			
1	1:56.290	1:18.675	18.535	19.080		1:56.290	
2	55.458	21.715	16.568	17.175	218.2	2:51.748	
3	56.804	22.542	17.103	17.159	221.3	3:48.552	

22		Lucas AUER		Mercedes-AMG Team WINWARD			
1	54.370	21.108	16.536	16.726		54.370	
2	1:18.346	34.953	23.121	20.272	132.5	2:12.716	
3	1:15.037	29.960	23.143	21.934	184.0	3:27.753	
4	1:12.328	29.554	21.225	21.549	134.8	4:40.081	
5	1:06.702	25.819	18.415	22.468	175.6	5:46.783	
6	1:18.866	23.240	21.838	33.788	169.0	7:05.649	
7	56.087	22.845	16.506	16.736		8:01.736	
8	52.416	19.100	16.556	16.760	248.3	8:54.152	
9	51.202	18.936	15.845	16.421	247.1	9:45.354	
10	50.602	18.372	15.842	16.388	247.1	10:35.956	
11	50.575	18.531	15.633	16.411	246.0	11:26.531	
12	50.677	18.615	15.668	16.394	244.9	12:17.208	
13	50.283	18.361	15.636	16.286	245.5	13:07.491	
14	1:09.338P	18.168	15.597	35.573	246.6	14:16.829	
15	1:59.393	59.096	29.058	31.239	79.7	16:16.222	
16	1:38.302	38.188	29.030	31.084	78.6	17:54.524	
17	1:38.472	38.232	29.026	31.214	78.6	19:32.996	
18	1:12.513	38.226	17.710	16.577	78.8	20:45.509	
19	1:02.426	18.668	15.927	27.831	241.6	21:47.935	
20	56.180	21.631	16.796	17.753		22:44.115	
21	1:20.635	27.934	28.841	23.860	117.8	24:04.750	
22	1:09.511	24.837	23.460	21.214	150.6	25:14.261	
23	1:10.546	24.327	25.161	21.058	145.0	26:24.807	
24	1:09.007	24.460	23.188	21.359	139.4	27:33.814	
25	1:09.033	23.633	23.945	21.455	155.6	28:42.847	
26	1:09.234	23.308	22.252	23.674	147.9	29:52.081	
27	1:07.634	23.879	22.741	21.014	177.3	30:59.715	
28	1:15.232	23.708	20.940	30.584	169.5	32:14.947	

24		Thomas PREINING		KÜS Team Bernhard			
1	53.181	20.330	16.380	16.471		53.181	
2	1:16.860	32.528	23.514	20.818	113.3	2:10.041	
3	1:14.919	30.068	23.142	21.709	181.8	3:24.960	
4	1:12.578	29.045	22.248	21.285	162.9	4:37.538	
5	1:06.697	24.906	19.934	21.857	184.6	5:44.235	
6	1:20.722	23.410	22.973	34.339	209.3	7:04.957	
7	53.382	21.094	15.855	16.433	212.2	7:58.339	
8	50.700	18.472	15.769	16.459	247.1	8:49.039	
9	50.335	18.249	15.706	16.380	246.6	9:39.374	
10	50.206	18.144	15.659	16.403	245.5	10:29.580	
11	50.141	18.175	15.618	16.348	244.9	11:19.721	
12	49.867	18.093	15.506	16.268	244.3	12:09.588	
13	50.285	18.198	15.679	16.408	244.3	12:59.873	
14	50.198	18.266	15.569	16.363	244.9	13:50.071	
15	1:26.673P	18.191	25.711	42.771	244.9	15:16.744	
16	2:00.967	1:00.662	29.104	31.201	79.4	17:17.711	
17	1:38.504	38.210	29.228	31.066	79.0	18:56.215	



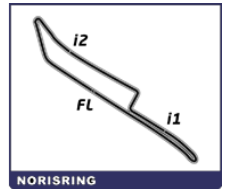
Race 1 Sector Analysis

— Invalidated Lap							■ Personal Best		■ Session Best		P Crossing the pit lane			
Lap	Time	Sector 1	Sector 2	Sector 3	T.Spd	Elapsed	Lap	Time	Sector 1	Sector 2	Sector 3	T.Spd	Elapsed	
18	1:29.045	38.076	29.105	21.864	79.0	20:25.260	19	1:15.736	20.244	23.194	32.298	209.7	21:46.911	
19	1:20.914	20.583	27.410	32.921	238.4	21:46.174	20	56.451	22.198	16.768	17.485	210.1	22:43.362	
20	54.010	21.230	16.246	16.534	211.8	22:40.184	21	1:20.271	27.255	28.536	24.480	130.1	24:03.633	
21	1:15.737	24.666	26.533	24.538	155.6	23:55.921	22	1:09.093	23.422	24.126	21.545	146.9	25:12.726	
22	1:10.709	23.787	23.623	23.299	196.7	25:06.630	23	1:10.465	24.056	24.386	22.023	139.0	26:23.191	
23	1:09.834	23.831	22.997	23.006	185.9	26:16.464	24	1:09.016	24.262	23.199	21.555	173.9	27:32.207	
24	1:09.466	23.533	23.151	22.782	190.8	27:25.930	25	1:09.088	23.422	23.633	22.033	181.2	28:41.295	
25	1:08.206	23.179	22.808	22.219	210.1	28:34.136	26	1:09.287	22.934	22.608	23.745	163.9	29:50.582	
26	1:10.430	23.372	21.990	25.068	189.5	29:44.566	27	1:07.167	23.944	22.518	20.705	137.8	30:57.749	
27	1:07.493	23.374	22.194	21.925	165.6	30:52.059	28	1:16.940	24.029	21.881	31.030	166.4	32:14.689	
28	1:21.791	23.697	25.468	32.626	198.2	32:13.850	29	56.777	22.098	16.870	17.809	204.5	33:11.466	
29	53.390	20.920	15.948	16.522	212.6	33:07.240	30	1:14.719	28.236	25.980	20.503	109.0	34:26.185	
30	1:13.649	25.648	25.594	22.407	108.2	34:20.889	31	1:09.023	25.294	22.118	21.611	187.2	35:35.208	
31	1:08.349	24.998	22.195	21.156	169.8	35:29.238	32	1:05.959	24.002	20.711	21.246	179.1	36:41.167	
32	1:05.921	24.250	20.649	21.022	173.6	36:35.159	33	1:15.933	24.525	20.722	30.686	167.4	37:57.100	
33	1:20.876	24.330	24.244	32.302	194.2	37:56.035	34	54.884	21.593	16.507	16.784	212.2	38:51.984	
34	53.613	21.307	15.870	16.436	206.5	38:49.648	35	50.818	18.519	15.780	16.519	248.8	39:42.802	
35	50.249	18.148	15.687	16.414	245.5	39:39.897	36	50.508	18.418	15.588	16.502	247.1	40:33.310	
36	50.073	18.229	15.529	16.315	247.1	40:29.970	37	50.394	18.344	15.509	16.541	248.3	41:23.704	
37	49.900	18.107	15.495	16.298	238.4	41:19.870	38	50.165	18.255	15.552	16.358	247.7	42:13.869	
38	50.002	18.176	15.521	16.305	246.0	42:09.872	39	50.621	18.361	15.626	16.634	251.7	43:04.490	
39	49.779	17.965	15.571	16.243	244.3	42:59.651	40	50.454	18.455	15.568	16.431	248.8	43:54.944	
40	49.771	18.043	15.513	16.215	246.0	43:49.422	41	50.051	18.270	15.422	16.359	247.7	44:44.995	
41	49.768	18.057	15.484	16.227	246.0	44:39.190	42	49.862	18.099	15.444	16.319	248.8	45:34.857	
42	49.706	17.994	15.498	16.214	247.1	45:28.896	43	49.923	18.137	15.421	16.365	246.0	46:24.780	
43	49.618	17.933	15.500	16.185	247.1	46:18.514	44	50.189	18.256	15.669	16.264	248.8	47:14.969	
44	49.707	18.024	15.501	16.182	247.7	47:08.221	45	49.980	18.003	15.598	16.379	247.1	48:04.949	
45	50.111	18.147	15.690	16.274	246.6	47:58.332	46	49.979	18.143	15.454	16.382	246.0	48:54.928	
46	49.829	18.077	15.564	16.188	246.6	48:48.161	47	50.019	18.181	15.491	16.347	246.6	49:44.947	
47	50.006	18.151	15.617	16.238	245.5	49:38.167	48	49.995	18.064	15.514	16.417	247.1	50:34.942	
48	49.966	18.104	15.600	16.262	244.9	50:28.133	49	50.069	18.318	15.432	16.319	245.5	51:25.011	
49	49.975	18.092	15.626	16.257	247.7	51:18.108	50	50.499	18.443	15.638	16.418	248.3	52:15.510	
50	49.934	18.165	15.453	16.316	246.6	52:08.042	51	50.095	18.255	15.447	16.393	247.1	53:05.605	
51	50.051	18.061	15.654	16.336	246.0	52:58.093	52	50.015	18.168	15.478	16.369	246.6	53:55.620	
52	50.087	18.107	15.650	16.330	245.5	53:48.180	53	50.000	18.173	15.440	16.387	246.6	54:45.620	
53	49.852	18.039	15.585	16.228	246.0	54:38.032	54	49.890	18.070	15.458	16.362	247.1	55:35.510	
54	49.784	18.003	15.514	16.267	246.0	55:27.816	55	50.076	18.186	15.472	16.418	248.3	56:25.586	
55	49.799	17.978	15.581	16.240	246.6	56:17.615	56	49.836	18.025	15.440	16.371	248.3	57:15.422	
56	49.958	17.988	15.749	16.221	247.7	57:07.573	57	49.998	18.136	15.540	16.322	248.3	58:05.420	
57	49.781	18.004	15.592	16.185	246.6	57:57.354								

25 Philipp ENG						
Lap	Time	Sector 1	Sector 2	Sector 3	T.Spd	Elapsed
1	56.992	23.506	16.519	16.967		56.992
2	1:23.661	41.315	21.979	20.367	112.4	2:20.653
3	1:15.022	28.770	24.250	22.002	186.2	3:35.675
4	1:12.710	28.861	21.487	22.362	168.7	4:48.385
5	1:05.490	24.565	18.737	22.188	143.8	5:53.875
6	1:12.289	23.714	18.649	29.926	105.9	7:06.164
7	54.737	21.579	16.364	16.794	219.5	8:00.901
8	51.502	19.043	15.888	16.571	244.3	8:52.403
9	50.897	18.637	15.741	16.519	247.7	9:43.300
10	50.494	18.418	15.633	16.443	247.7	10:33.794
11	50.258	18.305	15.521	16.432	247.7	11:24.052
12	50.097	18.208	15.525	16.364	247.7	12:14.149
13	50.552	18.485	15.626	16.441	248.8	13:04.701
14	50.329	18.507	15.502	16.320	247.7	13:55.030
15	1:33.428P	21.979	28.626	42.823	247.1	15:28.458
16	2:00.171	1:00.641	28.686	30.844	80.1	17:28.629
17	1:37.398	37.878	28.702	30.818	79.5	19:06.027
18	1:25.148	38.237	28.607	18.304	77.8	20:31.175

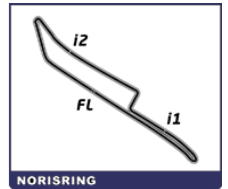
31 Sheldon VAN DER LINDE						
Lap	Time	Sector 1	Sector 2	Sector 3	T.Spd	Elapsed
1	1:33.931P	29.248	19.423	45.260		1:33.931

33 René RAST						
Lap	Time	Sector 1	Sector 2	Sector 3	T.Spd	Elapsed
1	54.355	21.189	16.526	16.640		54.355
2	1:17.422	33.665	23.707	20.050		2:11.777
3	1:15.131	29.904	23.180	22.047	175.6	3:26.908
4	1:12.360	29.039	21.955	21.366	159.8	4:39.268
5	1:06.870	24.944	19.520	22.406	191.8	5:46.138
6	1:19.069	22.929	22.245	33.895	206.5	7:05.207
7	54.170	21.145	16.266	16.769	209.7	7:59.377
8	50.877	18.570	15.755	16.552	246.0	8:50.254
9	50.400	18.263	15.721	16.416	243.2	9:40.654
10	50.427	18.478	15.592	16.357	243.8	10:31.081
11	50.170	18.273	15.524	16.373	245.5	11:21.251
12	50.263	18.351	15.575	16.337	242.7	12:11.514
13	50.100	18.194	15.549	16.357		13:01.614
14	50.012	18.163	15.487	16.362	245.5	13:51.626
15	1:14.090	18.347	25.071	30.672	243.2	15:05.716



Race 1 Sector Analysis

— Invalidated Lap							■ Personal Best	■ Session Best	P Crossing the pit lane					
Lap	Time	Sector 1	Sector 2	Sector 3	T.Spd	Elapsed	Lap	Time	Sector 1	Sector 2	Sector 3	T.Spd	Elapsed	
16	1:59.556P	37.784	28.663	53.109	79.4	17:05.272	13	50.089	18.161	15.573	16.355	243.2	13:03.082	
17	1:46.082	46.323	29.004	30.755	80.4	18:51.354	14	49.984	18.177	15.541	16.266	243.8	13:53.066	
18	1:29.035	37.643	29.216	22.176	79.4	20:20.389	15	1:30.097P	18.564	28.865	42.668	243.2	15:23.163	
19	1:25.769	24.757	28.045	32.967	232.3	21:46.158	16	1:57.123	56.933	28.976	31.214	79.6	17:20.286	
20	54.429	21.388	16.335	16.706	210.9	22:40.587	17	1:38.634	38.381	29.026	31.227	78.8	18:58.920	
21	1:16.033	25.291	25.883	24.859	154.7	23:56.620	18	1:28.517	38.368	28.977	21.172	79.0	20:27.437	
22	1:10.596	23.777	23.596	23.223	177.6	25:07.216	19	1:19.324	21.366	25.388	32.570	186.5	21:46.761	
23	1:10.380	23.821	23.095	23.464	180.6	26:17.596	20	55.829	21.758	16.538	17.533		22:42.590	
24	1:08.994	22.961	23.080	22.953	200.7	27:26.590	21	1:19.714	26.284	28.079	25.351	142.5	24:02.304	
25	1:08.323	23.339	22.596	22.388	187.8	28:34.913	22	1:08.418	22.653	23.644	22.121	206.1	25:10.722	
26	1:10.285	23.362	21.805	25.118	194.2	29:45.198	23	1:10.518	24.389	23.570	22.559	156.1	26:21.240	
27	1:07.631	23.387	22.249	21.995	184.0	30:52.829	24	1:08.868	24.175	23.110	21.583	144.8	27:30.108	
28	1:21.028	23.618	24.831	32.579	196.4	32:13.857	25	1:09.693	23.892	23.038	22.763	167.7	28:39.801	
29	54.141	21.488	16.090	16.563	209.3	33:07.998	26	1:09.283	22.829	22.369	24.085	177.0	29:49.084	
30	1:13.998	26.718	25.439	21.841	103.4	34:21.996	27	1:06.912	23.964	21.816	21.132	177.6	30:55.996	
31	1:08.995	25.307	22.285	21.403	172.2	35:30.991	28	1:18.477	23.984	23.170	31.323	164.1	32:14.473	
32	1:05.352	24.272	20.225	20.855	155.6	36:36.343	29	1:02.380	22.229	20.473	19.678	210.1	33:16.853	
33	1:19.880	25.327	22.469	32.084	199.6	37:56.223	30	1:14.926	27.424	26.385	21.117	125.1	34:31.779	
34	53.841	21.424	15.972	16.445	209.3	38:50.064	31	1:09.250	25.317	22.005	21.928	160.0	35:41.029	
35	50.351	18.259	15.616	16.476	246.0	39:40.415	32	1:22.359P	25.121	19.143	38.095	135.3	37:03.388	
36	50.614	18.531	15.672	16.411	244.3	40:31.029	51 Nico MÜLLER							
37	50.461	18.311	15.690	16.460		41:21.490	Team Rosberg							
38	51.024	18.187	15.661	17.176	244.9	42:12.514	1	2:00.992P	26.321	36.839	57.832		2:00.992	
39	50.257	18.257	15.689	16.311	246.6	43:02.771	55 Mikael GRENIER							
40	49.973	18.133	15.556	16.284	244.3	43:52.744	Mercedes-AMG Team GruppeM Racing							
41	49.902	18.148	15.464	16.290	244.9	44:42.646	1	55.584	22.329	16.445	16.810		55.584	
42	49.854	18.044	15.436	16.374	247.7	45:32.500	2	1:20.522	36.066	23.993	20.463	122.2	2:16.106	
43	50.106	18.142	15.615	16.349	247.1	46:22.606	3	1:14.631	28.732	23.627	22.272	187.8	3:30.737	
44	49.836	18.157	15.449	16.230	247.1	47:12.442	4	1:11.922	28.698	21.253	21.971	142.5	4:42.659	
45	49.864	18.089	15.434	16.341	243.8	48:02.306	5	1:06.107	25.133	18.621	22.353	193.2	5:48.766	
46	49.947	18.134	15.510	16.303	243.2	48:52.253	6	1:16.985	23.547	20.696	32.742	195.7	7:05.751	
47	50.010	18.219	15.448	16.343		49:42.263	7	55.152	21.693	16.668	16.791		8:00.903	
48	49.992	18.249	15.433	16.310	244.3	50:32.255	8	51.913	19.220	16.166	16.527	246.0	8:52.816	
49	49.789	18.007	15.458	16.324	244.9	51:22.044	9	51.758	18.779	15.909	17.070	248.8	9:44.574	
50	49.742	18.104	15.418	16.220	242.7	52:11.786	10	1:18.692P	20.003	19.261	39.428		11:03.266	
51	49.784	18.113	15.406	16.265	243.8	53:01.570	11	1:19.800	47.015	16.300	16.485	165.6	12:23.066	
52	49.742	18.062	15.373	16.307	244.9	53:51.312	12	50.499	18.321	15.755	16.423	246.6	13:13.565	
53	49.879	18.078	15.495	16.306	243.2	54:41.191	13	50.374	18.429	15.649	16.296	247.1	14:03.939	
54	49.854	18.173	15.418	16.263	243.2	55:31.045	14	1:25.590	25.736	28.960	30.894	193.5	15:29.529	
55	49.850	18.075	15.484	16.291	246.0	56:20.895	15	1:38.282	38.032	29.052	31.198	79.3	17:07.811	
56	50.403	18.037	15.512	16.854	247.7	57:11.298	16	1:38.636	38.298	29.113	31.225	78.8	18:46.447	
57	50.210	18.199	15.653	16.358	245.5	58:01.508	17	1:30.996	38.460	29.094	23.442	78.8	20:17.443	
36 Arjun MAINI							Mercedes-AMG Team HRT							
1	2:04.241P	41.514	39.383	43.344		2:04.241	18	52.341	19.196	16.313	16.832	237.4	21:09.784	
37 Ayhancan GUVEN							AlphaTauri AF Corse							
1	53.991	20.858	16.447	16.686		53.991	19	51.004	18.510	16.045	16.449	243.8	22:00.788	
2	1:16.928	33.104	23.203	20.621		2:10.919	20	52.862	18.437	17.173	17.252	246.6	22:53.650	
3	1:15.036	30.118	22.826	22.092	168.7	3:25.955	21	1:15.197	23.138	31.237	20.822	164.4	24:08.847	
4	1:12.587	29.089	22.080	21.418	144.2	4:38.542	22	1:10.701	25.473	24.446	20.782	136.4	25:19.548	
5	1:06.758	24.889	19.704	22.165	183.1	5:45.300	23	1:11.523	23.555	27.451	20.517	154.5	26:31.071	
6	1:19.891	23.043	22.884	33.964	199.6	7:05.191	24	1:07.648	24.004	22.570	21.074	140.1	27:38.719	
7	55.125	21.942	16.504	16.679	203.8	8:00.316	25	1:08.509	23.297	24.990	20.222	189.8	28:47.228	
8	51.301	18.692	15.961	16.648	244.9	8:51.617	26	1:10.253	23.936	21.739	24.578	169.5	29:57.481	
9	50.676	18.498	15.745	16.433	243.8	9:42.293	27	1:06.954	22.556	25.131	19.267	161.2	31:04.435	
10	50.326	18.267	15.669	16.390	243.2	10:32.619	28	1:11.023	24.072	18.550	28.401	164.6	32:15.458	
11	50.236	18.230	15.712	16.294	243.2	11:22.855	29	56.523	21.660	17.980	16.883	201.5	33:11.981	
12	50.138	18.275	15.588	16.275	243.2	12:12.993	30	1:15.655	28.747	26.320	20.588	100.5	34:27.636	
							31	1:08.721	24.936	22.107	21.678	184.0	35:36.357	
							32	1:05.597	23.989	20.546	21.062	192.2	36:41.954	
							33	1:15.121	24.804	20.291	30.026	201.5	37:57.075	
							34	55.308	22.079	16.529	16.700	206.9	38:52.383	



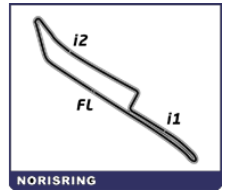
Race 1 Sector Analysis

													— Invalidated Lap		■ Personal Best		■ Session Best		P Crossing the pit lane	
Lap	Time	Sector 1	Sector 2	Sector 3	T.Spd	Elapsed	Lap	Time	Sector 1	Sector 2	Sector 3	T.Spd	Elapsed							
35	51.305	18.746	16.077	16.482	247.1	39:43.688	2	1:24.413	42.477	21.803	20.133	117.1	2:22.779							
36	50.680	18.478	15.758	16.444	249.4	40:34.368	3	1:15.113	29.293	23.738	22.082	153.4	3:37.892							
37	50.497	18.341	15.646	16.510	249.4	41:24.865	4	1:12.924	29.927	21.499	21.498	133.7	4:50.816							
38	50.451	18.354	15.664	16.433	248.3	42:15.316	5	1:05.711	25.180	17.677	22.854	151.3	5:56.527							
39	50.382	18.324	15.669	16.389	250.6	43:05.698	6	1:09.909	24.181	18.256	27.472	168.2	7:06.436							
40	50.350	18.241	15.621	16.488	248.3	43:56.048	7	56.138	22.234	16.806	17.098	218.2	8:02.574							
41	50.311	18.324	15.645	16.342	250.6	44:46.359	8	52.680	19.438	16.195	17.047	250.6	8:55.254							
42	50.401	18.385	15.654	16.362	250.6	45:36.760	9	51.854	19.089	16.095	16.670	248.8	9:47.108							
43	50.281	18.251	15.595	16.435	250.6	46:27.041	10	51.297	18.848	16.025	16.424	247.1	10:38.405							
44	50.255	18.210	15.652	16.393	248.8	47:17.296	11	51.037	18.725	15.816	16.496	242.7	11:29.442							
45	50.113	18.240	15.552	16.321	247.1	48:07.409	12	50.995	18.441	15.716	16.838	243.2	12:20.437							
46	50.327	18.243	15.622	16.462	247.7	48:57.736	13	50.898	18.507	15.727	16.664	247.1	13:11.335							
47	50.023	18.218	15.515	16.290	242.7	49:47.759	14	51.014	18.541	15.637	16.836	243.2	14:02.349							
48	50.273	18.186	15.606	16.481	248.8	50:38.032	15	1:35.522 P	23.840	28.953	42.729	233.8	15:37.871							
49	50.136	18.119	15.679	16.338	248.3	51:28.168	16	2:00.088	59.761	29.126	31.201	79.6	17:37.959							
50	50.486	18.508	15.667	16.311	250.0	52:18.654	17	1:38.312	38.080	29.083	31.149	78.8	19:16.271							
51	50.186	18.254	15.578	16.354	246.0	53:08.840	18	1:19.427	38.281	23.039	18.107	78.7	20:35.698							
52	50.214	18.150	15.687	16.377	248.3	53:59.054	19	1:11.914	21.528	19.592	30.794	203.0	21:47.612							
53	50.179	18.262	15.547	16.370	247.7	54:49.233	20	57.923	22.312	17.077	18.534	212.6	22:45.535							
54	50.129	18.090	15.645	16.394	249.4	55:39.362	21	1:20.909	28.004	30.012	22.893	122.2	24:06.444							
55	49.948	18.096	15.533	16.319	247.7	56:29.310	22	1:09.758	25.131	23.259	21.368	147.5	25:16.202							
56	49.951	17.993	15.578	16.380	250.0	57:19.261	23	1:10.759	24.168	25.806	20.785	155.2	26:26.961							
57	50.106	18.129	15.617	16.360	250.0	58:09.367	24	1:08.434	24.224	23.331	20.879	134.2	27:35.395							
25	1:08.987						25	1:08.987	23.806	23.921	21.260	152.3	28:44.382							
26	1:09.297						26	1:09.297	24.223	21.734	23.340	154.3	29:53.679							
27	1:07.752						27	1:07.752	24.105	23.064	20.583	150.6	31:01.431							
28	1:13.816						28	1:13.816	23.737	20.054	30.025	168.0	32:15.247							
29	59.876						29	59.876	21.889	20.031	17.956	201.9	33:15.123							
30	1:15.236						30	1:15.236	28.335	25.925	20.976	123.0	34:30.359							
31	1:08.030						31	1:08.030	24.627	22.621	20.782	166.7	35:38.389							
32	1:05.885						32	1:05.885	24.533	21.043	20.309	163.9	36:44.274							
33	1:13.439						33	1:13.439	24.857	20.342	28.240	170.9	37:57.713							
34	55.934						34	55.934	22.251	16.792	16.891	215.6	38:53.647							
35	51.902						35	51.902	19.059	16.120	16.723	247.7	39:45.549							
36	50.844						36	50.844	18.533	15.804	16.507	247.7	40:36.393							
37	50.422						37	50.422	18.203	15.792	16.427	245.5	41:26.815							
38	50.401						38	50.401	18.233	15.688	16.480	244.9	42:17.216							
39	50.445						39	50.445	18.297	15.667	16.481	248.3	43:07.661							
40	50.464						40	50.464	18.268	15.673	16.523	243.8	43:58.125							
41	50.543						41	50.543	18.371	15.636	16.536	245.5	44:48.668							
42	50.287						42	50.287	18.398	15.532	16.357	244.3	45:38.955							
43	50.182						43	50.182	18.162	15.606	16.414	245.5	46:29.137							
44	50.542						44	50.542	18.414	15.674	16.454	244.9	47:19.679							
45	50.070						45	50.070	18.134	15.516	16.420	243.8	48:09.749							
46	50.334						46	50.334	18.337	15.588	16.409	243.8	49:00.083							
47	50.165						47	50.165	18.187	15.567	16.411	243.8	49:50.248							
48	50.247						48	50.247	18.251	15.574	16.422	245.5	50:40.495							
49	50.305						49	50.305	18.335	15.609	16.361	246.6	51:30.800							
50	50.085						50	50.085	18.207	15.490	16.388	246.6	52:20.885							
51	50.375						51	50.375	18.317	15.587	16.471	244.9	53:11.260							
52	50.190						52	50.190	18.163	15.582	16.445	246.6	54:01.450							
53	50.337						53	50.337	18.292	15.600	16.445	244.9	54:51.787							
54	50.458						54	50.458	18.330	15.559	16.569	246.0	55:42.245							
55	50.439						55	50.439	18.283	15.599	16.557	246.0	56:32.684							
56	50.243						56	50.243	18.194	15.553	16.496	245.5	57:22.927							
57	50.956						57	50.956	18.745	15.724	16.487	244.3	58:13.883							

63		Mirko BORTOLOTTI				
GRT						
1	1:19.787	40.071	17.317	22.399	162.7	1:19.787
2	1:08.245	29.993	19.559	18.693	126.2	2:28.032
3	1:13.924	28.465	22.964	22.495	126.2	3:41.956
4	1:11.850	29.337	20.915	21.598	90.1	4:53.806
5	1:06.040	26.137	16.658	23.245	175.9	5:59.846
6	1:07.112	24.442	17.544	25.126	127.8	7:06.958
7	56.053	21.972	17.096	16.985	221.3	8:03.011
8	52.337	19.266	16.152	16.919	246.6	8:55.348
9	51.284	18.669	15.992	16.623	251.7	9:46.632
10	51.307	18.699	16.247	16.361	248.3	10:37.939
11	50.780	18.696	15.680	16.404	245.5	11:28.719
12	50.435	18.466	15.690	16.279	245.5	12:19.154
13	50.495	18.625	15.622	16.248	247.1	13:09.649
14	50.334	18.400	15.590	16.344	246.0	13:59.983
15	1:36.056 P	23.881	29.242	42.933	244.9	15:36.039
16	1:59.866	59.069	29.361	31.436	78.9	17:35.905
17	1:39.103	38.360	29.341	31.402	78.2	19:15.008
18	1:19.109	38.298	22.692	18.119	78.1	20:34.117
19	1:13.054	20.877	20.436	31.741	192.2	21:47.171
20	55.125	21.785	16.475	16.865	213.4	22:42.296
21	1:18.045	25.790	28.007	24.248	143.6	24:00.341
22	1:09.242	23.297	23.998	21.947	172.0	25:09.583
23	1:10.820	24.530	23.820	22.470	168.2	26:20.403
24	1:09.040	23.870	23.037	22.133	160.5	27:29.443
25	1:09.646	23.442	23.366	22.838	168.0	28:39.089
26	1:09.297	22.456	22.132	24.709	170.6	29:48.386
27	1:06.570	23.847	21.747	20.976	156.1	30:54.956
28	1:19.364	23.941	23.761	31.662	147.9	32:14.320
29	55.830	21.385	16.488	17.957	218.2	33:10.150
30	1:31.329 P	27.874	25.731	37.724	113.8	34:41.479
31	1:56.287 P	58.424	19.055	38.808	164.6	36:37.766

74		Felipe FRAGA				
Red Bull AF Corse						
1	56.696	23.182	16.730	16.784	56.696	
2	1:22.761	40.630	22.349	19.782	113.4	2:19.457

66		Marius ZUG			
Attempto Racing					
1	58.366	25.256	16.346	16.764	58.366



Race 1 Sector Analysis

Lap	Time	Sector 1	Sector 2	Sector 3	T.Sp	Elapsed	Lap	Time	Sector 1	Sector 2	Sector 3	T.Sp	Elapsed
3	1:15.148	28.879	24.204	22.065	198.9	3:34.605	54	49.936	18.139	15.541	16.256	243.8	55:40.528
4	1:12.729	28.558	21.984	22.187	161.2	4:47.334	55	49.896	18.124	15.515	16.257	243.2	56:30.424
5	1:05.059	24.507	18.986	21.566	162.2	5:52.393	56	50.082	18.071	15.559	16.452	243.8	57:20.506
6	1:13.819	24.447	19.000	30.372	125.4	7:06.212	57	49.967	18.108	15.524	16.335	244.3	58:10.473
7	1:17.810P	22.590	18.550	36.670		8:24.022							

85 **Clemens SCHMID**
GRT grasser-racing.com

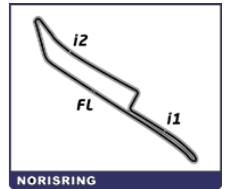
1	1:37.748	54.821	22.373	20.554		1:37.748
2	1:01.288	24.833	18.618	17.837	200.7	2:39.036
3	1:04.069	20.172	21.185	22.712	222.2	3:43.105
4	1:12.174	29.393	20.623	22.158	101.5	4:55.279
5	1:05.395	25.986	16.377	23.032	160.0	6:00.674
6	1:06.716	24.527	17.550	24.639	129.0	7:07.390
7	57.047	22.937	16.883	17.227		8:04.437
8	52.870	19.183	16.356	17.331	243.2	8:57.307
9	51.418	18.972	15.761	16.685	243.8	9:48.725
10	52.349	19.037	16.381	16.931	242.7	10:41.074
11	50.959	18.768	15.739	16.452	244.9	11:32.033
12	51.267	18.606	16.052	16.609	242.7	12:23.300
13	50.979	18.763	15.767	16.449	243.2	13:14.279
14	1:10.209P	18.681	16.095	35.433	243.2	14:24.488
15	1:58.654	57.712	29.397	31.545	78.9	16:23.142
16	1:39.301	38.560	29.356	31.385	77.9	18:02.443
17	1:39.085	38.437	29.322	31.326	77.9	19:41.528
18	1:11.488	37.657	17.111	16.720	77.9	20:53.016
19	55.273	18.947	16.021	20.305	237.4	21:48.289
20	1:04.123	22.032	19.387	22.704	209.3	22:52.412
21	1:15.209	23.116	30.509	21.584	155.6	24:07.621
22	1:10.313	25.314	23.877	21.122	138.3	25:17.934
23	1:10.998	23.859	26.530	20.609	137.8	26:28.932
24	1:07.989	24.075	23.095	20.819	113.8	27:36.921
25	1:09.035	23.723	24.406	20.906	159.5	28:45.956
26	1:09.646	23.953	21.568	24.125	124.3	29:55.602
27	1:07.465	23.677	23.944	19.844	140.1	31:03.067
28	1:12.566	24.646	18.776	29.144	163.9	32:15.633
29	57.562	22.164	18.180	17.218		33:13.195
30	1:15.328	28.299	26.404	20.625	107.4	34:28.523
31	1:08.619	24.863	21.971	21.785	175.0	35:37.142
32	1:05.749	24.124	20.565	21.060	174.5	36:42.891
33	1:14.563	24.631	20.128	29.804	178.5	37:57.454
34	55.277	21.992	16.576	16.709	201.1	38:52.731
35	51.698	19.044	16.131	16.523	244.3	39:44.429
36	51.000	18.549	15.972	16.479	243.2	40:35.429
37	50.786	18.269	16.192	16.325	243.8	41:26.215
38	50.177	18.216	15.631	16.330	243.8	42:16.392
39	50.208	18.138	15.698	16.372	243.2	43:06.600
40	50.187	18.175	15.637	16.375	242.7	43:56.787
41	50.211	18.208	15.670	16.333	244.9	44:46.998
42	50.297	18.354	15.643	16.300	242.7	45:37.295
43	50.176	18.265	15.598	16.313	244.9	46:27.471
44	50.224	18.169	15.711	16.344	244.9	47:17.695
45	50.298	18.268	15.743	16.287	243.8	48:07.993
46	50.084	18.150	15.654	16.280	243.2	48:58.077
47	50.632	18.362	15.617	16.653	243.8	49:48.709
48	51.151	18.714	16.087	16.350	243.2	50:39.860
49	50.377	18.227	15.710	16.440	242.2	51:30.237
50	50.090	18.148	15.603	16.339	241.6	52:20.327
51	50.303	18.289	15.725	16.289	241.1	53:10.630
52	49.969	18.146	15.489	16.334	241.6	54:00.599
53	49.993	18.058	15.570	16.365	241.1	54:50.592

88 **Maro ENGEL**
Mercedes-AMG Team GruppeM Racing

1	1:18.982	38.214	17.312	23.456		1:18.982
2	1:08.586	30.317	19.596	18.673	164.4	2:27.568
3	1:13.317	28.399	22.644	22.274	159.5	3:40.885
4	1:12.234	29.763	20.980	21.491	102.3	4:53.119
5	1:05.990	26.153	17.019	22.818	175.6	5:59.109
6	1:07.931	24.693	16.825	26.413	150.0	7:07.040
7	55.657	22.213	16.740	16.704	223.1	8:02.697
8	51.759	18.576	16.301	16.882	246.6	8:54.456
9	51.490	19.061	15.966	16.463	244.3	9:45.946
10	50.987	18.553	15.999	16.435	243.8	10:36.933
11	50.766	18.533	15.769	16.464	242.2	11:27.699
12	50.403	18.371	15.674	16.358	243.8	12:18.102
13	50.376	18.339	15.664	16.373	244.9	13:08.478
14	50.487	18.337	15.717	16.433	246.6	13:58.965
15	1:34.177P	21.867	28.932	43.378	242.2	15:33.142
16	1:58.709	58.372	29.058	31.279	79.4	17:31.851
17	1:38.699	38.420	29.042	31.237	78.6	19:10.550
18	1:22.807	38.323	25.619	18.865	78.4	20:33.357
19	1:13.980	19.988	22.013	31.979	214.7	21:47.337

92 **Laurens VANTHOOR**
SSR Performance

1	55.782	22.815	16.429	16.538		55.782
2	1:22.329	38.583	23.249	20.497	108.1	2:18.111
3	1:14.820	28.557	23.685	22.578	193.9	3:32.931
4	1:12.205	28.514	21.312	22.379	159.3	4:45.136
5	1:05.750	24.724	18.612	22.414	165.1	5:50.886
6	1:15.009	23.268	19.880	31.861	163.4	7:05.895
7	55.337	22.416	16.304	16.617	214.3	8:01.232
8	51.901	19.268	15.955	16.678	249.4	8:53.133
9	51.208	18.867	15.706	16.635	247.1	9:44.341
10	50.521	18.402	15.664	16.455	244.3	10:34.862
11	50.655	18.407	15.806	16.442	243.8	11:25.517
12	50.367	18.381	15.679	16.307	243.2	12:15.884
13	50.471	18.383	15.681	16.407	242.7	13:06.355
14	50.279	18.230	15.732	16.317	242.7	13:56.634
15	1:21.275	21.330	29.045	30.900	242.7	15:17.909
16	1:50.252P	37.870	29.041	43.341	78.5	17:08.161
17	1:57.260	56.830	29.180	31.250	79.5	19:05.421
18	1:25.036	38.230	28.829	17.977	78.4	20:30.457
19	1:16.587	20.570	23.805	32.212	211.4	21:47.044
20	56.005	22.061	16.516	17.428		22:43.049
21	1:20.021	26.692	28.687	24.642	133.7	24:03.070
22	1:08.705	23.055	23.545	22.105	175.6	25:11.775
23	1:10.788	24.108	24.272	22.408	162.9	26:22.563
24	1:09.188	24.127	22.843	22.218	191.8	27:31.751
25	1:09.010	23.000	23.426	22.584	177.9	28:40.761
26	1:09.211	22.787	22.582	23.842	160.5	29:49.972
27	1:07.286	23.719	22.129	21.438	193.9	30:57.258
28	1:17.247	23.687	22.410	31.150	203.8	32:14.505
29	54.906	21.467	16.375	17.064	215.6	33:09.411
30	1:14.197	26.770	26.082	21.345	103.6	34:23.608
31	1:08.833	25.222	22.379	21.232	181.2	35:32.441
32	1:05.440	24.207	20.333	20.900	158.4	36:37.881



Race 1 Sector Analysis

													—	Invalidated Lap	■	Personal Best	■	Session Best	P	Crossing the pit lane					
Lap	Time	Sector 1	Sector 2	Sector 3	T.Spd	Elapsed	Lap	Time	Sector 1	Sector 2	Sector 3	T.Spd	Elapsed												
33	1:18.624	25.083	21.883	31.658	195.7	37:56.505	34	54.376	21.858	16.094	16.424	207.7	38:50.418												
34	54.431	21.260	16.518	16.653	209.7	38:50.936	35	50.319	18.179	15.756	16.384	244.9	39:40.737												
35	50.458	18.360	15.722	16.376	243.8	39:41.394	36	50.596	18.531	15.774	16.291	246.0	40:31.333												
36	50.539	18.322	15.777	16.440	242.7	40:31.933	37	50.360	18.140	15.766	16.454	247.1	41:21.693												
37	50.291	18.219	15.682	16.390	243.2	41:22.224	38	50.957	18.022	15.822	17.113	246.6	42:12.650												
38	50.477	18.162	15.606	16.709	244.3	42:12.701	39	50.717	18.456	15.857	16.404	244.3	43:03.367												
39	50.995	18.313	16.137	16.545	247.1	43:03.696	40	49.692	17.952	15.546	16.194	247.1	43:53.059												
40	50.167	18.230	15.680	16.257	244.3	43:53.863	41	49.905	18.132	15.557	16.216	246.0	44:42.964												
41	50.164	18.193	15.661	16.310	243.2	44:44.027	42	49.776	18.110	15.475	16.191	246.6	45:32.740												
42	50.002	18.145	15.587	16.270	243.8	45:34.029	43	50.167	18.028	15.721	16.418		46:22.907												
43	49.970	18.085	15.630	16.255	244.3	46:23.999	44	49.919	18.193	15.530	16.196	247.1	47:12.826												
44	49.993	18.111	15.653	16.229	244.3	47:13.992	45	49.944	18.159	15.544	16.241	244.3	48:02.770												
45	49.930	18.165	15.549	16.216	243.8	48:03.922	46	49.802	18.051	15.501	16.250	243.2	48:52.572												
46	50.440	18.239	15.660	16.541	242.7	48:54.362	47	49.996	18.233	15.558	16.205	243.8	49:42.568												
47	50.085	18.217	15.626	16.242	242.2	49:44.447	48	50.062	18.137	15.612	16.313	243.2	50:32.630												
48	50.141	18.129	15.719	16.293	243.8	50:34.588	49	49.795	18.040	15.528	16.227	244.9	51:22.425												
49	50.201	18.073	15.653	16.475	244.3	51:24.789	50	49.786	18.034	15.515	16.237	244.3	52:12.211												
50	50.279	18.284	15.626	16.369	243.8	52:15.068	51	49.883	18.146	15.415	16.322	244.9	53:02.094												
51	50.013	18.111	15.595	16.307	242.7	53:05.081	52	49.827	18.185	15.467	16.175	246.0	53:51.921												
52	50.029	18.114	15.623	16.292	241.6	53:55.110	53	49.725	17.991	15.481	16.253	243.8	54:41.646												
53	49.943	18.042	15.596	16.305	243.2	54:45.053	54	49.862	18.140	15.561	16.161	243.2	55:31.508												
54	49.859	18.016	15.518	16.325	242.7	55:34.912	55	49.658	17.983	15.440	16.235	247.1	56:21.166												
55	49.803	18.060	15.524	16.219	243.2	56:24.715	56	49.966	17.991	15.674	16.301	248.3	57:11.132												
56	49.916	18.170	15.547	16.199	243.8	57:14.631	57	49.897	18.044	15.611	16.242	244.3	58:01.029												
57	49.753	18.035	15.515	16.203	244.9	58:04.384																			

94
Dennis OLSEN

SSR Performance

1	54.536	21.698	16.268	16.570		54.536
2	1:19.796	35.622	23.460	20.714	122.9	2:14.332
3	1:14.548	29.122	23.216	22.210	213.0	3:28.880
4	1:12.706	29.245	21.088	22.373	139.2	4:41.586
5	1:06.238	25.166	18.415	22.657	180.0	5:47.824
6	1:17.700	23.250	21.175	33.275	178.2	7:05.524
7	54.143	21.530	16.003	16.610	213.9	7:59.667
8	51.037	18.649	15.845	16.543	246.6	8:50.704
9	50.297	18.243	15.732	16.322	248.8	9:41.001
10	50.445	18.437	15.680	16.328	245.5	10:31.446
11	50.278	18.206	15.694	16.378	244.9	11:21.724
12	50.085	18.186	15.605	16.294	244.3	12:11.809
13	50.097	18.137	15.705	16.255	244.9	13:01.906
14	50.190	18.212	15.661	16.317	247.7	13:52.096
15	1:29.133P	18.435	27.786	42.912	244.3	15:21.229
16	1:57.933	57.722	29.072	31.139	79.4	17:19.162
17	1:38.879	38.620	29.053	31.206	78.4	18:58.041
18	1:28.093	38.167	29.192	20.734	78.4	20:26.134
19	1:20.274	21.324	26.217	32.733	214.3	21:46.408
20	54.256	21.225	16.379	16.652	210.1	22:40.664
21	1:17.164	26.059	26.469	24.636	152.8	23:57.828
22	1:10.055	23.643	23.604	22.808	161.7	25:07.883
23	1:10.483	24.201	23.524	22.758	189.8	26:18.366
24	1:08.847	23.238	23.181	22.428	179.1	27:27.213
25	1:09.318	23.635	22.902	22.781	189.5	28:36.531
26	1:09.413	22.885	21.698	24.830	201.1	29:45.944
27	1:07.288	23.784	22.127	21.377	196.0	30:53.232
28	1:20.801	23.977	24.625	32.199	168.5	32:14.033
29	53.474	20.981	15.966	16.527	206.5	33:07.507
30	1:13.831	26.473	25.246	22.112	94.7	34:21.338
31	1:09.006	25.473	21.985	21.548	174.8	35:30.344
32	1:05.377	24.260	19.998	21.119	157.7	36:35.721
33	1:20.321	25.239	22.917	32.165	190.5	37:56.042