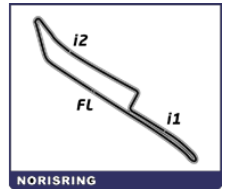


Free Practice 2 Sector Analysis

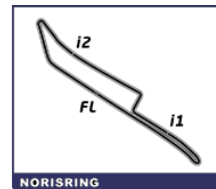
— Invalidated Lap							■ Personal Best	■ Session Best	P Crossing the pit lane					
Lap	Time	Sector 1	Sector 2	Sector 3	T.Spd	Elapsed	Lap	Time	Sector 1	Sector 2	Sector 3	T.Spd	Elapsed	
1 Maximilian GÖTZ														
Mercedes-AMG Team WINWARD Racing														
1	17:05.867	...	19.841	20.162	130.4	17:05.867	12	58.666	21.419	18.286	18.961	204.9	24:14.411	
2	59.399	21.686	18.267	19.446	191.2	18:05.266	13	58.455	20.817	18.643	18.995	222.7	25:12.866	
3	1:16.659P	20.489	18.347	37.823	211.8	19:21.925	14	57.443	20.682	18.039	18.722	222.2	26:10.309	
4	1:30.387	51.197	19.807	19.383	142.9	20:52.312	15	56.590	20.100	17.799	18.691	236.3	27:06.899	
5	1:16.558P	20.577	18.196	37.785	224.1	22:08.870	16	56.715	20.446	17.849	18.420	236.3	28:03.614	
6	1:26.375	50.217	17.829	18.329	142.9	23:35.245	17	56.400	19.899	17.965	18.536	236.3	29:00.014	
7	1:15.074P	20.116	17.770	37.188	241.6	24:50.319	18	58.014	21.094	18.245	18.675	196.0	29:58.028	
8	1:26.820	49.992	18.786	18.042	150.8	26:17.139	19	56.741	20.099	17.974	18.668	237.9	30:54.769	
9	56.266	20.117	17.906	18.243	243.8	27:13.405	20	56.311	20.113	17.951	18.247	240.0	31:51.080	
10	1:14.956P	20.192	17.650	37.114	240.5	28:28.361	21	56.128	19.976	17.809	18.343	238.9	32:47.208	
11	1:26.501	50.374	17.937	18.190	157.0	29:54.862	22	55.955	20.000	17.697	18.258	238.9	33:43.163	
12	1:15.131P	20.062	17.899	37.170	243.8	31:09.993	23	56.666	20.261	17.994	18.411	238.9	34:39.829	
13	1:27.931	52.380	17.532	18.019	137.8	32:37.924	24	56.426	20.130	17.706	18.590	240.0	35:36.255	
14	1:14.611P	19.977	17.618	37.016	244.3	33:52.535	25	55.691	19.987	17.773	17.931	237.9	36:31.946	
							26	55.906	20.132	17.713	18.061	240.5	37:27.852	
							27	56.148	20.171	17.858	18.119	242.2	38:24.000	
							28	56.052	20.190	17.791	18.071	241.1	39:20.052	
							29	56.572	20.300	17.592	18.680	241.6	40:16.624	
							30	1:22.682P	23.063	19.471	40.148	200.4	41:39.306	
							31	1:53.171P	53.125	20.172	39.874	113.6	43:32.477	
							32	1:45.575P	48.891	18.512	38.172	149.8	45:18.052	
4 Luca STOLZ														
Mercedes-AMG Team HRT														
1	12:21.227	...	20.185	19.753	115.3	12:21.227								
2	57.980	21.308	18.299	18.373	201.9	13:19.207								
3	56.096	20.238	17.949	17.909	228.3	14:15.303								
4	56.057	20.088	17.815	18.154	233.8	15:11.360								
5	55.957	19.940	18.066	17.951	241.6	16:07.317								
6	55.636	19.805	17.825	18.006	243.2	17:02.953								
7	1:01.055	20.087	19.970	20.998	230.3	18:04.008								
8	55.397	19.904	17.673	17.820	229.3	18:59.405								
9	55.184	19.779	17.577	17.828	244.3	19:54.589								
10	55.943	19.849	17.810	18.284	244.3	20:50.532								
11	1:15.439P	19.776	17.738	37.925	245.5	22:05.971								
12	3:24.532	2:48.384	18.054	18.094	142.3	25:30.503								
13	57.136	19.524	18.925	18.687	246.0	26:27.639								
14	54.476	19.667	17.234	17.575	246.0	27:22.115								
15	56.925	19.624	18.651	18.650	246.6	28:19.040								
16	54.483	19.563	17.246	17.674	245.5	29:13.523								
17	2:19.219P	20.116	17.922	1:41.181	244.9	31:32.742								
18	5:25.971	4:50.809	17.512	17.650	134.7	36:58.713								
19	54.631	19.654	17.277	17.700	244.9	37:53.344								
20	54.330	19.520	17.219	17.591	246.6	38:47.674								
21	1:14.582P	19.569	17.315	37.698	246.6	40:02.256								
22	1:48.975	1:10.607	18.569	19.799	159.8	41:51.231								
23	54.227	19.450	17.153	17.624	245.5	42:45.458								
24	54.186	19.480	17.164	17.542	246.6	43:39.644								
25	59.612	19.752	20.898	18.962	246.6	44:39.256								
26	54.195	19.471	17.192	17.532	246.0	45:33.451								
7 Ricardo FELLER														
ABT Sportsline														
1	5:56.589P	4:46.740	18.341	51.508	145.6	5:56.589								
2	1:47.509P	40.135	18.275	49.099	112.7	7:44.098								
3	1:14.587	37.472	17.947	19.168	141.5	8:58.685								
4	1:01.344	25.108	18.221	18.015	162.2	10:00.029								
5	56.502	20.856	17.661	17.985	198.2	10:56.531								
6	59.684	21.184	20.607	17.893	198.2	11:56.215								
7	56.432	20.533	17.911	17.988	215.6	12:52.647								
8	56.133	20.357	17.682	18.094	237.9	13:48.780								
9	55.561	20.079	17.554	17.928	237.9	14:44.341								
10	55.898	20.178	17.739	17.981	238.4	15:40.239								
11	55.598	20.407	17.350	17.841	230.8	16:35.837								
12	58.161	19.790	18.030	20.341	240.0	17:33.998								
13	54.998	19.858	17.309	17.831	241.6	18:28.996								
14	59.140	21.136	20.144	17.860	238.4	19:28.136								
15	54.913	19.844	17.336	17.733	241.6	20:23.049								
16	55.268	20.047	17.518	17.703	239.5	21:18.317								
17	54.738	19.804	17.104	17.830	240.5	22:13.055								
18	7:36.986P	20.008	17.406	6:59.572	241.1	29:50.041								
19	1:11.892	36.712	17.341	17.839	163.6	31:01.933								
20	54.672	19.681	17.363	17.628	239.5	31:56.605								
21	54.778	19.863	17.277	17.638	241.1	32:51.383								
22	54.520	19.643	17.076	17.801	242.2	33:45.903								
23	54.521	19.656	17.169	17.696	243.2	34:40.424								
24	57.210	20.089	17.350	19.771	243.8	35:37.634								
25	57.417	19.658	19.758	18.001	242.7	36:35.051								
26	54.459	19.595	17.193	17.671	242.7	37:29.510								
27	2:05.984P	19.987	17.475	1:28.522	242.7	39:35.494								
11 Marco WITTMANN														
Walkenhorst Motorsport														
1	6:24.014	5:38.537	23.524	21.953	81.5	6:24.014								
2	1:27.039P	24.979	21.331	40.729	157.2	7:51.053								
12 Dev GORE														
Team Rosberg														
1	7:08.386P	6:07.769	20.664	39.953	108.9	7:08.386								



Free Practice 2 Sector Analysis

— Invalidated Lap ■ Personal Best ■ Session Best P Crossing the pit lane

Lap	Time	Sector 1	Sector 2	Sector 3	T.Sp	Elapsed	Lap	Time	Sector 1	Sector 2	Sector 3	T.Sp	Elapsed	
2	1:47.757 P	48.362	20.119	39.276	126.2	8:56.143								
3	14:05.469 P	...	20.947	39.417	105.7	23:01.612								
4	1:52.138 P	52.777	20.807	38.554	92.2	24:53.750								
5	1:28.149	51.020	18.570	18.559	105.4	26:21.899								
6	56.924	20.580	18.003	18.341	224.5	27:18.823								
7	56.102	20.113	17.909	18.080	226.9	28:14.925								
8	1:15.334 P	20.168	17.837	37.329	236.8	29:30.259								
9	7:55.174 P	6:59.519	18.493	37.162	120.0	37:25.433								
10	1:32.094	55.676	18.185	18.233	119.3	38:57.527								
11	56.470	20.551	17.741	18.178	230.3	39:53.997								
12	1:15.175 P	20.405	17.683	37.087	223.6	41:09.172								
18		Maximilian BUHK												
		Mercedes-AMG Team Mücke Motorsport												
1	12:54.949	...	21.649	19.142	118.4	12:54.949								
2	1:00.832	23.654	18.443	18.735	196.7	13:55.781								
3	57.297	21.183	17.873	18.241	206.5	14:53.078								
4	56.256	20.444	17.771	18.041	225.0	15:49.334								
5	56.421	20.181	18.123	18.117	230.3	16:45.755								
6	55.814	20.282	17.613	17.919	232.3	17:41.569								
7	55.772	20.252	17.751	17.769	233.3	18:37.341								
8	55.954	20.311	17.516	18.127	234.3	19:33.295								
9	55.504	20.268	17.497	17.739	236.8	20:28.799								
10	55.455	19.942	17.749	17.764	242.7	21:24.254								
11	1:15.339 P	20.080	17.586	37.673	242.7	22:39.593								
12	1:35.536	56.215	20.711	18.610	134.5	24:15.129								
13	56.438	20.757	17.739	17.942	219.1	25:11.567								
14	55.341	19.958	17.656	17.727	241.1	26:06.908								
15	55.152	19.773	17.627	17.752	241.6	27:02.060								
16	1:14.772 P	19.719	17.610	37.443	243.2	28:16.832								
17	1:47.735 P	52.397	17.680	37.658	144.6	30:04.567								
18	1:45.089 P	49.678	17.635	37.776	153.0	31:49.656								
19	1:48.591 P	53.319	17.723	37.549	96.8	33:38.247								
20	1:50.566 P	55.440	17.460	37.666	123.9	35:28.813								
21	1:45.668 P	50.542	17.669	37.457	148.4	37:14.481								
22	4:03.584	3:27.539	18.090	17.955	101.0	41:18.065								
23	54.976	19.960	17.356	17.660	241.6	42:13.041								
24	54.942	19.865	17.404	17.673	243.2	43:07.983								
25	1:13.990 P	19.756	17.252	36.982	244.3	44:21.973								
19		Franck PERERA												
		GRT												
1	23:06.518 P	...	22.916	40.730	79.6	23:06.518								
2	1:51.457 P	52.364	19.710	39.383	126.3	24:57.975								
3	1:51.525 P	51.081	20.852	39.592	132.4	26:49.500								
4	1:50.460 P	50.581	20.811	39.068	129.8	28:39.960								
5	1:31.674	52.897	19.510	19.267	136.4	30:11.634								
6	59.145	22.730	18.085	18.330	200.4	31:10.779								
7	55.767	20.317	17.625	17.825	231.8	32:06.546								
8	55.306	20.361	17.265	17.680	237.9	33:01.852								
9	55.973	20.298	17.431	18.244	238.4	33:57.825								
10	54.715	19.778	17.346	17.591	241.6	34:52.540								
11	54.670	19.693	17.207	17.770	240.5	35:47.210								
12	1:15.479 P	19.787	17.430	38.262	241.1	37:02.689								
13	3:42.602	3:06.683	17.675	18.244	147.3	40:45.291								
14	54.502	19.891	17.076	17.535	234.3	41:39.793								
15	54.730	19.898	17.186	17.646	238.4	42:34.523								
16	54.354	19.671	17.094	17.589	242.2	43:28.877								
17	54.337	19.746	17.071	17.520	240.0	44:23.214								
18	54.162	19.662	17.069	17.431	240.5	45:17.376								
24		Thomas PREINING												
		KÜS Team Bernhard												
1	26:08.747 P	...	18.363	38.722	162.9	26:08.747								
2	2:42.322 P	1:46.742	17.892	37.688	166.9	28:51.069								
3	2:20.890 P	1:25.646	17.836	37.408	121.2	31:11.959								
4	3:05.258 P	2:09.140	17.737	38.381	143.8	34:17.217								
25		Philipp ENG												
		Schubert Motorsport												
1	8:52.708 P	7:54.216	19.539	38.953	125.6	8:52.708								
2	1:16.668	39.131	18.630	18.907	132.0	10:09.376								
3	1:17.545 P	21.497	18.155	37.893	186.2	11:26.921								
4	1:28.967	51.761	18.434	18.772	139.0	12:55.888								
5	1:17.658 P	21.966	17.968	37.724	178.2	14:13.546								
6	1:30.450	48.942	20.154	21.354	129.8	15:43.996								
7	58.822	20.746	17.792	20.284	204.2	16:42.818								
8	56.514	20.482	17.796	18.236	216.4	17:39.332								
9	55.792	20.132	17.567	18.093	222.7	18:35.124								
10	56.023	20.137	17.673	18.213	236.8	19:31.147								
11	55.812	20.205	17.572	18.035	237.4	20:26.959								
12	55.858	20.184	17.660	18.014	242.7	21:22.817								
13	55.538	20.011	17.535	17.992	242.2	22:18.355								
14	55.760	20.158	17.519	18.083	238.4	23:14.115								
15	1:15.321 P	20.344	17.662	37.315	236.8	24:29.436								
16	4:00.227	3:24.369	17.660	18.198	156.5	28:29.663								
17	54.879	19.849	17.294	17.736	245.5	29:24.542								
18	54.968	19.840	17.322	17.806	244.9	30:19.510								
19	55.035	19.761	17.401	17.873	244.9	31:14.545								
20	54.987	19.753	17.300	17.934	245.5	32:09.532								
21	55.075	19.969	17.327	17.779	244.9	33:04.607								
22	1:15.655 P	20.297	17.829	37.529	235.8	34:20.262								
23	5:11.545	4:34.864	17.791	18.890	166.4	39:31.807								
24	55.369	19.874	17.311	18.184	243.8	40:27.176								
25	54.822	19.660	17.313	17.849	244.3	41:21.998								
26	56.209	20.155	17.870	18.184	242.2	42:18.207								
27	57.252	19.789	17.436	20.027	244.9	43:15.459								
28	54.909	19.693	17.307	17.909	246.0	44:10.368								
29	54.824	19.687	17.290	17.847	244.9	45:05.192								
27		David SCHUMACHER												
		Mercedes-AMG Team WINWARD												
1	16:57.907	...	20.057	19.575	99.3	16:57.907								
2	1:21.351 P	22.301	18.959	40.091	194.2	18:19.258								
3	1:27.464	49.942	18.803	18.719	142.5	19:46.722								
4	1:17.316 P	21.040	18.276	38.000	222.2	21:04.038								
5	1:28.665	52.230	18.266	18.169	120.8	22:32.703								
6	1:16.358 P	20.728	18.006	37.624	232.8	23:49.061								
7	1:24.922	48.526	18.289	18.107	139.7	25:13.983								
8	1:16.226 P	20.734	17.897	37.595	227.4	26:30.209								
9	1:28.728	52.941	17.803	17.984	146.7	27:58.937								
10	1:15.332 P	20.262	17.730	37.340	243.8	29:14.269								
11	1:25.257	49.530	17.606	18.121	150.6	30:39.526								
12	1:14.653 P	19.981	17.463	37.209	244.9	31:54.179								
13	1:46.552	1:10.877	17.701	17.974	147.3	33:40.731								
14	55.424	20.045	17.486	17.893	245.5	34:36.155								



Free Practice 2 Sector Analysis

— Invalidated Lap ■ Personal Best ■ Session Best P Crossing the pit lane

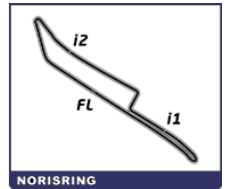
Lap	Time	Sector 1	Sector 2	Sector 3	T.Spd	Elapsed	Lap	Time	Sector 1	Sector 2	Sector 3	T.Spd	Elapsed
19	55.376	19.886	17.520	17.970	246.0	39:12.767	14	56.891	21.188	17.825	17.878	210.5	19:41.650
20	55.425	19.993	17.464	17.968	244.9	40:08.192	15	55.380	19.910	17.735	17.735	243.8	20:37.030
21	55.127	19.874	17.405	17.848	244.3	41:03.319	16	55.040	19.805	17.356	17.879	242.7	21:32.070
22	55.134	19.851	17.480	17.803	244.3	41:58.453	17	54.631	19.491	17.384	17.756	243.8	22:26.701
23	55.435	19.806	17.776	17.853	244.9	42:53.888	18	54.590	19.643	17.291	17.656	243.2	23:21.291
24	55.281	19.857	17.562	17.862	246.0	43:49.169	19	57.555	19.643	19.401	18.511	243.8	24:18.846
25	55.099	19.804	17.483	17.812	245.5	44:44.268	20	1:08.953	25.396	25.527	18.030	201.5	25:27.799
26	55.598	19.867	17.677	18.054	247.7	45:39.866	21	1:15.571 P	19.937	17.388	38.246	239.5	26:43.370

31 Sheldon VAN DER LINDE						
Schubert Motorsport						
1	2:09.427	1:27.940	21.124	20.363	99.3	2:09.427
2	1:07.327	24.123	20.973	22.231	159.8	3:16.754
3	1:02.585	23.425	18.906	20.254	171.2	4:19.339
4	1:18.147 P	21.494	18.200	38.453	204.2	5:37.486
5	2:00.649 P	59.386	21.583	39.680	79.5	7:38.135
6	1:35.103 P	38.669	18.233	38.201	134.0	9:13.238
7	8:16.845	7:38.826	19.137	18.882	100.1	17:30.083
8	57.462	21.256	17.885	18.321	200.7	18:27.545
9	1:15.415 P	20.200	17.783	37.432	224.5	19:42.960
10	10:28.171	9:51.864	17.888	18.419	130.3	30:11.131
11	55.870	20.298	17.592	17.980	217.7	31:07.001
12	55.498	19.947	17.530	18.021	233.3	32:02.499
13	55.224	19.923	17.428	17.873	242.7	32:57.723
14	57.262	19.991	19.173	18.098	245.5	33:54.985
15	55.752	20.147	17.497	18.108	244.3	34:50.737
16	55.209	19.867	17.455	17.887	242.7	35:45.946
17	1:15.335 P	19.894	17.752	37.689	246.0	37:01.281

33 René RAST						
Team ABT						
1	17:12.643 P	...	19.095	52.132	81.4	17:12.643
2	1:49.537 P	39.109	20.481	49.947	139.5	19:02.180
3	1:13.608	37.166	18.221	18.221	151.3	20:15.788
4	1:26.129 P	20.322	17.735	48.072	225.9	21:41.917
5	1:21.079	44.763	18.044	18.272	79.9	23:02.996
6	1:27.076 P	20.208	17.586	49.282	225.9	24:30.072
7	1:12.524	37.077	17.619	17.828	151.7	25:42.596
8	55.051	20.010	17.277	17.764	242.7	26:37.647
9	1:46.385 P	19.956	17.265	1:09.164	243.8	28:24.032
10	1:12.512	37.096	17.585	17.831	159.3	29:36.544
11	54.830	19.699	17.361	17.770	243.8	30:31.374
12	54.824	19.698	17.328	17.798	242.2	31:26.198
13	55.359	19.874	17.580	17.905	243.8	32:21.557

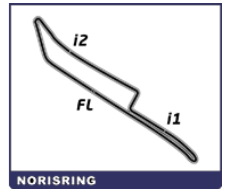
36 Arjun MAINI						
Mercedes-AMG Team HRT						
1	6:18.309	5:36.830	20.686	20.793	88.2	6:18.309
2	1:03.222	24.087	19.275	19.860	166.2	7:21.531
3	59.815	22.239	18.353	19.223	186.2	8:21.346
4	57.338	21.136	17.937	18.265	210.1	9:18.684
5	56.522	20.741	17.762	18.019	213.0	10:15.206
6	55.868	20.237	17.665	17.966	226.9	11:11.074
7	55.986	20.523	17.675	17.788	223.1	12:07.060
8	55.977	20.054	17.773	18.150	235.8	13:03.037
9	55.986	20.101	17.797	18.088	235.3	13:59.023
10	59.200	20.451	18.518	20.231	230.8	14:58.223
11	55.330	19.915	17.570	17.845	238.4	15:53.553
12	1:16.124 P	20.364	17.950	37.810	224.5	17:09.677
13	1:35.082	54.390	20.727	19.965	120.7	18:44.759

37 Ayhancan GUVEN						
AlphaTauri AF Corse						
1	1:14.638	33.603	20.524	20.511	103.9	1:14.638
2	1:01.052	22.663	18.734	19.655	188.5	2:15.690
3	59.223	21.745	18.291	19.187	198.5	3:14.913
4	58.043	21.392	17.966	18.685	200.4	4:12.956
5	58.722	21.003	18.540	19.179	213.9	5:11.678
6	58.434	21.665	17.949	18.820	193.2	6:10.112
7	57.243	20.758	17.912	18.573	210.5	7:07.355
8	1:20.723 P	21.763	20.293	38.667	200.7	8:28.078
9	5:11.386	4:31.488	20.719	19.179	130.0	13:39.464
10	57.591	21.316	17.859	18.416	206.9	14:37.055
11	56.594	20.439	17.781	18.374	225.5	15:33.649
12	55.831	20.137	17.578	18.116	234.8	16:29.480
13	56.127	20.248	17.666	18.213	230.3	17:25.607
14	55.642	19.985	17.639	18.018	236.8	18:21.249
15	55.667	19.945	17.720	18.002	238.9	19:16.916
16	55.533	19.864	17.698	17.971	240.0	20:12.449
17	55.790	20.005	17.615	18.170	240.0	21:08.239
18	55.816	20.138	17.748	17.930	234.8	22:04.055
19	57.940	20.396	18.575	18.969	225.9	23:01.995
20	55.581	19.952	17.683	17.946	241.6	23:57.576
21	1:16.297 P	20.057	17.794	38.446	242.2	25:13.873
22	3:44.131	3:08.028	17.706	18.397	134.7	28:58.004
23	55.859	20.475	17.579	17.805	241.1	29:53.863
24	54.997	19.745	17.177	18.075	241.6	30:48.860
25	54.810	19.683	17.290	17.837	241.1	31:43.670
26	59.016	20.080	19.647	19.289	237.9	32:42.686
27	54.718	19.728	17.278	17.712	243.2	33:37.404
28	54.498	19.664	17.166	17.668	242.7	34:31.902
29	1:21.235 P	21.097	21.440	38.698	217.7	35:53.137
30	3:04.010	2:26.998	18.345	18.667	116.4	38:57.147
31	54.887	19.768	17.214	17.905	242.2	39:52.034
32	54.725	19.730	17.280	17.715	242.2	40:46.759
33	1:00.775	21.785	20.277	18.713	219.5	41:47.534
34	54.588	19.667	17.206	17.715	242.7	42:42.122
35	54.336	19.694	17.170	17.472	242.2	43:36.458
36	1:05.750	22.984	22.447	20.319	204.5	44:42.208



Free Practice 2 Sector Analysis

— Invalidated Lap							■ Personal Best	■ Session Best	P Crossing the pit lane						
Lap	Time	Sector 1	Sector 2	Sector 3	T.Sp	Elapsed	Lap	Time	Sector 1	Sector 2	Sector 3	T.Sp	Elapsed		
51							Nico MÜLLER								
Team Rosberg															
1	5:54.454P	4:57.271	18.973	38.210	134.5	5:54.454	9	54.748	19.687	17.396	17.665	241.1	43:24.563		
2	1:36.211P	40.325	18.520	37.366	100.2	7:30.665	10	55.849	19.706	18.065	18.078	244.3	44:20.412		
3	1:27.453	48.489	18.391	20.573	127.8	8:58.118	11	54.632	19.887	17.259	17.486	243.2	45:15.044		
4	57.332	21.193	17.998	18.141	204.5	9:55.450									
5	56.310	20.574	17.754	17.982	229.8	10:51.760									
6	55.866	20.169	17.681	18.016	235.8	11:47.626									
7	55.871	20.203	17.674	17.994	229.3	12:43.497									
8	1:15.552P	19.945	17.904	37.703	238.4	13:59.049									
9	5:13.821	4:38.053	17.774	17.994	147.5	19:12.870									
10	54.932	19.736	17.539	17.657	237.9	20:07.802									
11	55.227	19.684	17.620	17.923	238.4	21:03.029									
12	55.020	19.774	17.524	17.722	239.5	21:58.049									
13	54.516	19.680	17.268	17.568	240.0	22:52.565									
14	55.583	20.082	17.412	18.089	240.0	23:48.148									
15	54.715	19.526	17.500	17.689	241.6	24:42.863									
16	54.876	19.745	17.484	17.647	241.1	25:37.739									
17	1:13.826P	19.627	17.482	36.717	243.2	26:51.565									
18	7:15.368	6:32.195	24.688	18.485	149.6	34:06.933									
19	55.436	20.033	17.702	17.701	238.9	35:02.369									
20	55.500	19.590	17.727	18.183	241.1	35:57.869									
21	54.960	19.823	17.511	17.626	242.7	36:52.829									
22	54.317	19.652	17.149	17.516	242.2	37:47.146									
23	54.367	19.512	17.277	17.578	240.5	38:41.513									
24	54.318	19.511	17.286	17.521	241.1	39:35.831									
25	54.365	19.572	17.270	17.523	243.2	40:30.196									
26	54.577	19.540	17.400	17.637	243.2	41:24.773									
27	1:13.807P	19.721	17.418	36.668	243.8	42:38.580									
28	1:30.567P	36.509	17.371	36.687	163.4	44:09.147									
29	1:35.709P	41.119	17.746	36.844	168.0	45:44.856									
66							Marius ZUG								
Attempto Racing															
1	13:36.132	...	19.781	21.765	117.6	13:36.132									
2	1:01.481	22.383	18.707	20.391	172.8	14:37.613									
3	59.473	22.217	18.368	18.888	184.3	15:37.086									
4	1:21.352P	21.580	20.013	39.759	188.5	16:58.438									
5	17:17.449P	...	18.114	37.717	144.2	34:15.887									
6	1:46.068P	49.332	18.154	38.582	161.4	36:01.955									
7	1:44.364P	49.034	17.683	37.647	152.1	37:46.319									
8	1:29.787	51.704	17.768	20.315	165.9	39:16.106									
9	55.372	20.033	17.490	17.849	241.6	40:11.478									
10	55.573	19.892	17.705	17.976	242.2	41:07.051									
11	55.213	19.755	17.359	18.099	242.7	42:02.264									
12	54.794	19.640	17.373	17.781	243.2	42:57.058									
13	56.018	19.841	17.282	18.895	246.6	43:53.076									
14	54.944	19.653	17.383	17.908	245.5	44:48.020									
15	54.658	19.598	17.408	17.652	245.5	45:42.678									
74							Felipe FRAGA								
Red Bull AF Corse															
1	34:11.565	...	19.983	18.934	140.1	34:11.565									
2	56.826	20.744	17.736	18.346	220.0	35:08.391									
3	55.916	20.384	17.470	18.062	231.8	36:04.307									
4	55.401	19.867	17.557	17.977	237.9	36:59.708									
5	58.534	20.285	19.731	18.518	240.0	37:58.242									
6	55.781	19.911	17.433	18.437	241.1	38:54.023									
7	55.877	20.415	17.508	17.954	242.2	39:49.900									
8	56.119	19.864	17.904	18.351	238.4	40:46.019									
9	58.423	20.065	20.159	18.199	236.3	41:44.442									
10	55.134	19.906	17.431	17.797	241.6	42:39.576									
11	55.750	20.519	17.306	17.925	241.1	43:35.326									
12	54.919	19.694	17.367	17.858	243.8	44:30.245									
13	55.305	19.818	17.481	18.006	242.2	45:25.550									
88							Maro ENGEL								
Mercedes-AMG Team GruppeM Racing															
1	5:08.538	4:29.889	19.178	19.471	128.7	5:08.538									
2	59.030	22.340	18.148	18.542	175.9	6:07.568									
3	1:17.562P	21.553	18.246	37.763	198.9	7:25.130									
4	1:29.879	52.888	18.418	18.573	138.1	8:55.009									
5	1:16.866P	21.153	17.959	37.754	204.5	10:11.875									
6	1:24.067	47.930	18.015	18.122	144.8	11:35.942									
7	55.654	20.129	17.651	17.874	232.3	12:31.596									
8	1:15.108P	20.045	17.807	37.256	240.5	13:46.704									
9	1:26.702	50.303	18.177	18.222	135.2	15:13.406									
10	55.737	20.216	17.659	17.862	235.8	16:09.143									
11	55.503	19.873	17.644	17.986	243.8	17:04.646									
12	55.178	19.792	17.623	17.763	243.8	17:59.824									
13	55.625	20.304	17.516	17.805	226.9	18:55.449									
14	55.337	19.934	17.606	17.797	243.8	19:50.786									
15	54.931	19.689	17.543	17.699	246.0	20:45.717									
16	56.487	20.455	17.689	18.343	239.5	21:42.204									
17	55.951	19.737	17.929	18.285	244.9	22:38.155									
18	55.265	19.727	17.708	17.830	244.9	23:33.420									
19	55.045	19.604	17.586	17.855	244.9	24:28.465									
20	54.985	19.694	17.523	17.768	245.5	25:23.450									
55							Mikael GRENIER								
Mercedes-AMG Team GruppeM Racing															
1	16:59.757	...	18.991	19.393	143.0	16:59.757									
2	58.497	21.952	17.937	18.608	177.0	17:58.254									
3	1:16.590P	21.037	17.705	37.848	192.2	19:14.844									
4	1:24.152	48.363	17.901	17.888	150.8	20:38.996									
5	1:16.594P	20.548	17.866	38.180	206.5	21:55.590									
6	1:29.267	52.357	17.915	18.995	144.8	23:24.857									
7	55.939	20.280	17.679	17.980	219.5	24:20.796									
8	1:15.746P	20.417	17.728	37.601	221.8	25:36.542									
9	1:35.602	54.987	19.107	21.508	150.0	27:12.144									
10	55.581	19.941	17.817	17.823	237.9	28:07.725									
11	58.409	20.361	18.236	19.812	227.8	29:06.134									
12	54.867	19.932	17.209	17.726	241.6	30:01.001									
13	1:17.213P	20.652	18.026	38.535	229.3	31:18.214									
63							Mirko BORTOLOTTI								
GRT															
1	35:56.367	...	18.778	18.681	140.8	35:56.367									
2	56.709	20.727	17.652	18.330	220.0	36:53.076									
3	55.547	20.348	17.443	17.756	222.7	37:48.623									
4	55.044	20.102	17.307	17.635	238.4	38:43.667									
5	55.023	19.892	17.363	17.768	242.2	39:38.690									
6	54.538	19.708	17.127	17.703	241.6	40:33.228									
7	57.543	19.778	18.056	19.709	243.2	41:30.771									
8	59.044	19.812	19.206	20.026	242.7	42:29.815									



Free Practice 2 Sector Analysis

Lap	Time	Sector 1	Sector 2	Sector 3	T.Sp	Elapsed	Lap	Time	Sector 1	Sector 2	Sector 3	T.Sp	Elapsed
21	1:14.745P	19.800	17.450	37.495	245.5	26:38.195	7	54.389	19.495	17.210	17.684	242.2	26:35.027
22	4:46.951	4:11.485	17.754	17.712	166.4	31:25.146	8	54.732	19.793	17.237	17.702	243.8	27:29.759
23	54.543	19.724	17.314	17.505	243.8	32:19.689	9	54.884	19.823	17.422	17.639	243.8	28:24.643
24	54.462	19.744	17.151	17.567	246.0	33:14.151	10	54.486	19.656	17.210	17.620	243.8	29:19.129
25	56.382	19.566	18.973	17.843	245.5	34:10.533	11	54.756	19.692	17.442	17.622	242.7	30:13.885
26	2:18.907P	19.618	17.277	1:42.012	245.5	36:29.440	12	54.896	19.731	17.235	17.930	244.9	31:08.781
27	2:02.223	1:20.568	22.537	19.118	163.9	38:31.663	13	54.402	19.653	17.170	17.579	244.9	32:03.183
28	54.344	19.602	17.135	17.607	244.9	39:26.007	14	54.735	19.696	17.416	17.623	241.6	32:57.918
29	54.701	19.652	17.211	17.838	244.9	40:20.708	15	56.199	20.172	17.789	18.238	235.3	33:54.117
30	1:00.288	20.530	20.253	19.505	246.0	41:20.996	16	54.510	19.634	17.359	17.517	243.8	34:48.627
31	54.172	19.532	17.148	17.492	245.5	42:15.168	17	54.316	19.637	17.176	17.503	243.2	35:42.943
32	55.516	19.543	17.469	18.504	246.0	43:10.684	18	54.411	19.636	17.074	17.701	243.8	36:37.354
33	54.454	19.712	17.131	17.611	247.7	44:05.138	19	54.489	19.592	17.385	17.512	244.3	37:31.843
34	56.398	19.749	17.190	19.459	246.0	45:01.536	20	54.598	19.658	17.247	17.693	247.1	38:26.441
21							21	55.160	19.500	17.239	18.421	244.9	39:21.601
22							22	54.241	19.570	17.050	17.621	244.9	40:15.842
23							23	54.591	19.592	17.110	17.889	243.8	41:10.433
24							24	59.541	19.444	19.770	20.327	244.3	42:09.974
25							25	54.320	19.475	17.137	17.708	245.5	43:04.294
26							26	54.483	19.697	17.018	17.768	243.2	43:58.777
27							27	56.544	19.523	17.421	19.600	244.9	44:55.321
28							28	54.735	19.522	17.416	17.797	246.6	45:50.056

92		Laurens VANTHOOR					PORSCHE	
SSR Performance								
1	1:35.706	55.837	19.825	20.044	127.1	1:35.706		
2	1:01.676	22.779	19.242	19.655	171.7	2:37.382		
3	1:19.527P	22.307	18.585	38.635	182.1	3:56.909		
4	1:34.318	52.175	23.321	18.822	113.7	5:31.227		
5	1:17.646P	21.407	18.041	38.198	193.2	6:48.873		
6	1:24.309	47.659	18.180	18.470	148.8	8:13.182		
7	1:16.955P	21.086	17.918	37.951	200.0	9:30.137		
8	1:24.171	47.695	17.973	18.503	144.4	10:54.308		
9	1:16.721P	20.889	18.047	37.785	206.1	12:11.029		
10	1:23.764	47.605	17.921	18.238	153.6	13:34.793		
11	1:15.967P	20.108	17.996	37.863	234.8	14:50.760		
12	1:22.804	46.646	18.117	18.041	141.7	16:13.564		
13	1:16.120P	20.251	17.928	37.941	227.4	17:29.684		
14	1:23.948	47.535	18.223	18.190	154.5	18:53.632		
15	55.707	20.138	17.561	18.008	241.6	19:49.339		
16	55.480	19.900	17.565	18.015	241.6	20:44.819		
17	55.029	19.757	17.450	17.822	240.5	21:39.848		
18	55.646	20.310	17.542	17.794	240.5	22:35.494		
19	55.013	19.933	17.327	17.753	243.2	23:30.507		
20	55.029	19.681	17.575	17.773	242.2	24:25.536		
21	55.107	19.782	17.509	17.816	242.7	25:20.643		
22	55.006	19.629	17.423	17.954	242.2	26:15.649		
23	54.762	19.639	17.337	17.786	242.2	27:10.411		
24	54.863	19.645	17.501	17.717	243.2	28:05.274		
25	54.753	19.704	17.238	17.811	243.2	29:00.027		
26	1:15.615P	19.791	17.722	38.102	240.5	30:15.642		
27	6:23.727	5:48.376	17.706	17.645	156.5	36:39.369		
28	54.811	19.689	17.485	17.637	242.2	37:34.180		
29	54.667	19.745	17.236	17.686	242.2	38:28.847		
30	55.189	19.553	17.500	18.136	243.8	39:24.036		
31	54.548	19.583	17.180	17.785	243.2	40:18.584		
32	54.226	19.443	17.152	17.631	244.3	41:12.810		
33	54.402	19.528	17.255	17.619	243.2	42:07.212		
34	54.417	19.498	17.335	17.584	244.3	43:01.629		
35	1:14.740P	20.323	17.220	37.197	243.8	44:16.369		

94		Dennis OLSEN					PORSCHE	
SSR Performance								
1	21:04.702	...	20.088	19.160	146.1	21:04.702		
2	55.963	20.312	17.766	17.885	232.8	22:00.665		
3	55.457	20.219	17.339	17.899	241.6	22:56.122		
4	54.505	19.506	17.454	17.545	242.7	23:50.627		
5	55.312	19.868	17.302	18.142	243.2	24:45.939		
6	54.699	19.878	17.164	17.657	243.2	25:40.638		